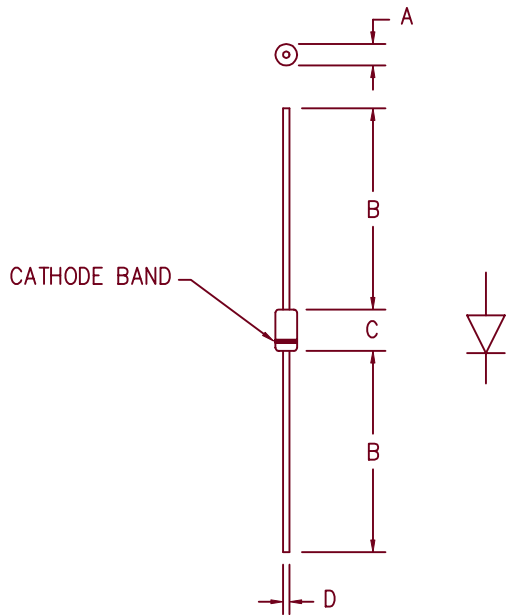


Ultra Fast Recovery Rectifiers UF530 — UF550



Dim.	Inches		Millimeter		Notes
	Minimum	Maximum	Minimum	Maximum	
A	.188	.260	4.78	6.50	Dia.
B	1.00	---	25.4	---	
C	.285	.375	7.24	9.52	
D	.046	.056	1.17	1.42	Dia.

PLASTIC D0201AD

Microsemi Catalog Number	Working Peak Reverse Voltage	Repetitive Peak Reverse Voltage
UF530	300V	300V
UF540	400V	400V
UF550	500V	500V

- Ultra Fast Recovery
- 175°C Junction Temperature
- VRRM 300 to 500 Volts
- 5 Amp Current Rating
- t_{RR} 50 ns Max.

Electrical Characteristics		
Average forward current	$I_F(AV)$ 5.0 Amps	$T_A = 110^\circ\text{C}$, Square wave, $R_{\theta JL} = 11^\circ\text{C/W}$, $L = 1/8''$
Average forward current	$I_F(AV)$ 5.0 Amps	$T_A = 90^\circ\text{C}$, Square wave, $R_{\theta JL} = 14.7^\circ\text{C/W}$, $L = 3/8''$
Maximum surge current	I_{FSM} 175 Amps	8.3ms, half sine, $T_J = 175^\circ\text{C}$
Max peak forward voltage	V_{FM} 1.2 Volts	$I_{FM} = 5.0\text{A}; T_J = 25^\circ\text{C}^*$
Max reverse recovery time	t_{RR} 50 ns	1/2A, 1A, 1/4A, $T_J = 25^\circ\text{C}$
Max peak reverse current	I_{RM} 10 μA	$V_{RRM}, T_J = 25^\circ\text{C}$
Typical junction capacitance	C_J 28pF	$V_R = 10\text{V}, T_J = 25^\circ\text{C}$

*Pulse test: Pulse width 300 μsec , Duty cycle 2%

Thermal and Mechanical Characteristics		
Storage temperature range	T_{STG}	-55°C to 175°C
Operating junction temp range	T_J	-55°C to 175°C
Maximum thermal resistance	$L = 1/8''$ $R_{\theta JL}$	11°C/W Junction to Lead
	$L = 3/8''$ $R_{\theta JL}$	14.7°C/W Junction to Lead
Weight		.011 ounces (0.34 grams) typical

7-14-00 Rev. 1

UF530 — UF550

Figure 1
Typical Forward Characteristics

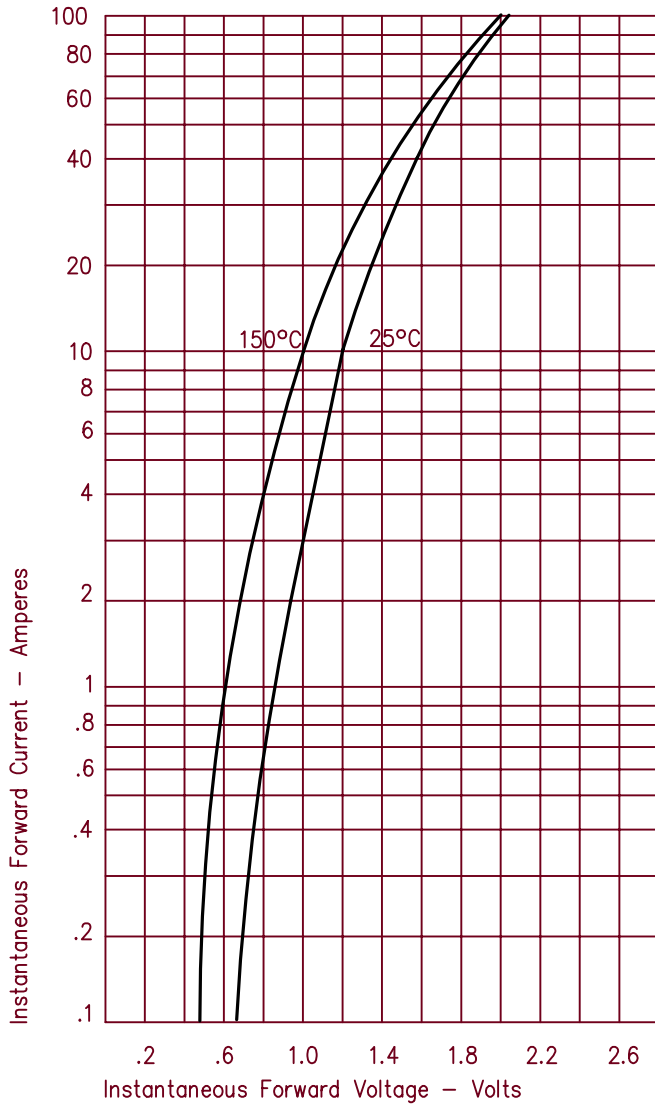


Figure 3
Typical Junction Capacitance

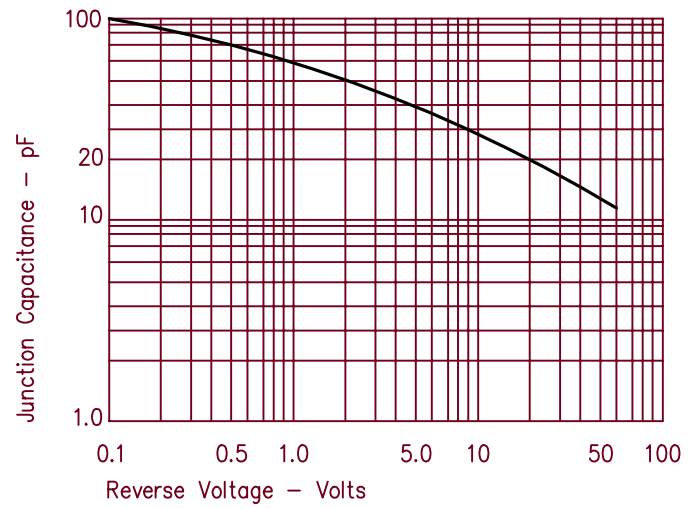


Figure 2
Typical Reverse Characteristics

