

Metallized Polyester Film Capacitors

Related Document: IEC 60384-2

MAIN APPLICATIONS:

Blocking, bypassing, filtering and timing, high frequency coupling and decoupling for fast digital and analog ICs, interference suppression in low voltage applications.

MARKING:

Manufacturer's logo/type/C-value/rated voltage/tolerance/date of manufacture

DIELECTRIC:

Polyester film

ELECTRODES:

Vacuum deposited aluminum

COATING:

Flame retardant plastic case (UL-class 94 V-0), green, epoxy resin sealed

CONSTRUCTION:

Extended metallized film (refer to general information)

LEADS:

Tinned wire

IEC TEST CLASSIFICATION:

55/100/56, according to IEC 60068

OPERATING TEMPERATURE RANGE:

- 55°C to + 100°C

CAPACITANCE RANGE:

1000pF to 1.0µF

CAPACITANCE TOLERANCES:

± 20% (M), ± 10% (K), ± 5% (J)

RATED VOLTAGES (U_R):

63 VDC, 100 VDC, 250 VDC, 400 VDC

PERMISSIBLE AC VOLTAGES (RMS) UP TO 60Hz:

40 VAC, 63 VAC, 160 VAC, 200 VAC

TEST VOLTAGE (ELECTRODE/ELECTRODE):

1.6 x U_R for 2 s

INSULATION RESISTANCE:

Measured with 100 VDC

(63 VDC series measured at 50 VDC) after one minute

For C ≤ 0.33µF and U_R > 100 VDC:

7500 MΩ minimum value (100,000 MΩ typical value)

For C ≤ 0.33µF and U_R ≤ 100 VDC:

3750 MΩ minimum value (50,000 MΩ typical value)

MAXIMUM PULSE RISE TIME

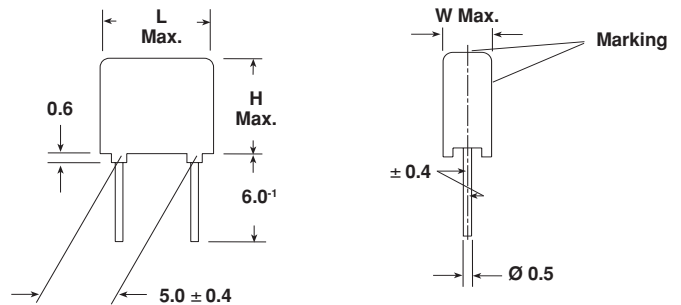
PCM (mm)	Maximum pulse rise time d_v/d_t [V/µs]			
	63 VDC	100 VDC	250 VDC	400 VDC
5	15	24	44	100

If the maximum pulse voltage is less than the rated voltage higher d_v/d_t values can be permitted.

DISSIPATION FACTOR TAN δ

MEASURED AT	C ≤ 0.1µF	0.1µF < C ≤ 1.0µF
1kHz	8 x 10 ⁻³	8 x 10 ⁻³
10kHz	15 x 10 ⁻³	15 x 10 ⁻³
100kHz	25 x 10 ⁻³	—
Maximum values		

Dimensions in millimeters



TIME CONSTANT:

Measured with 50 VDC after one minute

For C > 0.33µF:

1250 s minimum value (10,000 s typical value)

CAPACITANCE DRIFT:

Up to + 40°C, ± 1.5% for a period of two years

DERATING FOR DC AND AC.

CATEGORY VOLTAGE U_C:

At + 85°C: U_C = 1.0 U_R

At + 100°C: U_C = 0.8 U_R

SELF INDUCTANCE:

~ 6nH measured with 2mm long leads

PULL TEST ON LEADS:

≥ 30 N in direction of leads according to IEC 60068-2-21

RELIABILITY:

Operational life > 300,000h

Failure rate < 2 FIT (40°C and 0.5 x U_R)

For further details, please refer to the general information provided in this catalog.



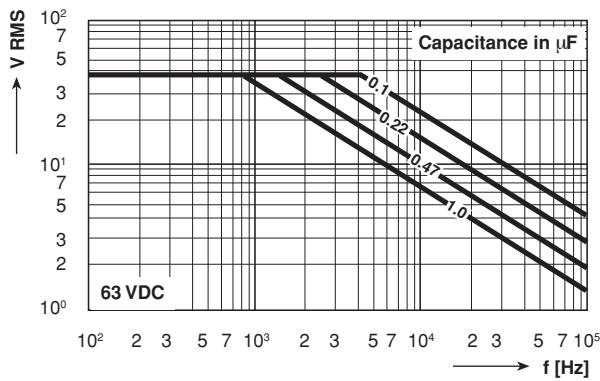
CAPACITANCE	CAPACITANCE CODE	VOLTAGE CODE 06 63 VDC/ 40 VAC			VOLTAGE CODE 01 100 VDC/ 63 VAC			VOLTAGE CODE 25 250 VDC/ 160 VAC			VOLTAGE CODE 40 400 VDC/ 200 VAC		
		W	H	L	W	H	L	W	H	L	W	H	L
1000 pF	- 210	—	—	—	—	—	—	—	—	—	2.5	6.0	7.5
1500 pF	- 215	—	—	—	—	—	—	—	—	—	2.5	6.0	7.5
2200 pF	- 222	—	—	—	—	—	—	—	—	—	2.5	6.0	7.5
3300 pF	- 233	—	—	—	—	—	—	2.5	6.0	7.5	3.0	6.5	7.5
4700 pF	- 247	—	—	—	—	—	—	2.5	6.0	7.5	3.5	8.5	7.5
6800 pF	- 268	—	—	—	—	—	—	2.5	6.0	7.5	3.5	8.5	7.5
0.01 μ F	- 310	—	—	—	—	—	—	2.5	6.0	7.5	4.5	9.5	7.5
0.015 μ F	- 315	—	—	—	—	—	—	2.5	6.0	7.5	5.0	10.0	7.5
0.022 μ F	- 322	—	—	—	2.5	6.0	7.5	3.0	6.5	7.5	5.5	11.5	7.5
0.033 μ F	- 333	—	—	—	2.5	6.0	7.5	3.5	8.5	7.5	—	—	—
0.047 μ F	- 347	—	—	—	2.5	6.0	7.5	4.5	9.5	7.5	—	—	—
0.068 μ F	- 368	—	—	—	2.5	6.0	7.5	4.5	9.5	7.5	—	—	—
0.1 μ F	- 410	2.5	6.0	7.5	3.5	8.5	7.5	5.5	11.5	7.5	—	—	—
0.15 μ F	- 415	3.5	8.5	7.5	4.5	9.5	7.5	—	—	—	—	—	—
0.22 μ F	- 422	3.5	8.5	7.5	5.0	10.0	7.5	—	—	—	—	—	—
0.33 μ F	- 433	4.5	9.5	7.5	5.5	11.5	7.5	—	—	—	—	—	—
0.47 μ F	- 447	5.0	10.0	7.5	—	—	—	—	—	—	—	—	—
0.68 μ F	-468	5.0	10.5	7.5	—	—	—	—	—	—	—	—	—
1.0 μ F	- 510	5.5	11.5	7.5	—	—	—	—	—	—	—	—	—

Further values upon request. For C-values > 1.0 μ F please refer to type MKT 1826.

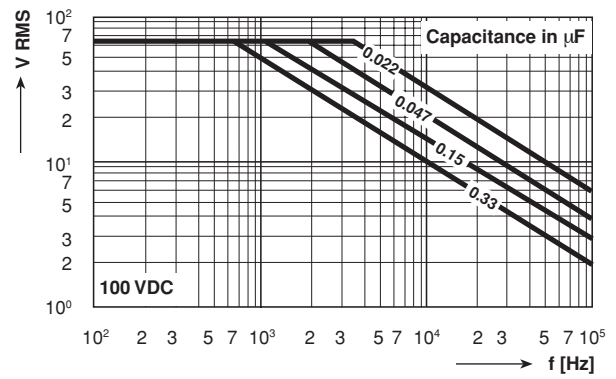
RECOMMENDED PACKAGING

LETTER CODE	TYPE OF PACKAGING	HEIGHT (H) (mm)	REEL DIAMETER (mm)	ORDERING CODE EXAMPLE	PCM 5
D	AMMO	16.5	S*	MKT 1817-233-255-D	X
G	AMMO	18.5	S*	MKT 1817-233-255-G	X
F	REEL	16.5	350	MKT 1817-233-255-F	X
W	REEL	18.5	350	MKT 1817-233-255-W	X
—	BULK	—	—	MKT 1817-233-255	X

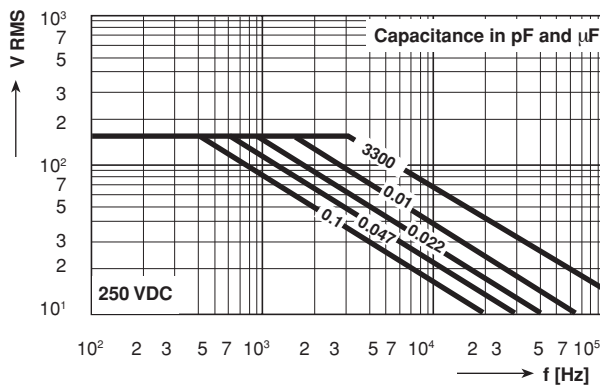
*S = box size 55 x 210 x 340mm (W x H x L)



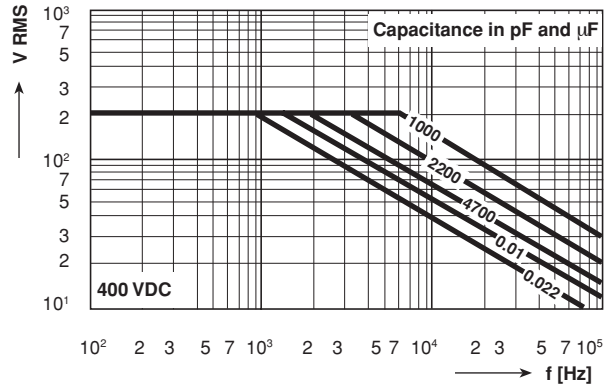
Permissible AC Voltage versus Frequency



Permissible AC Voltage versus Frequency



Permissible AC Voltage versus Frequency



Permissible AC Voltage versus Frequency

