

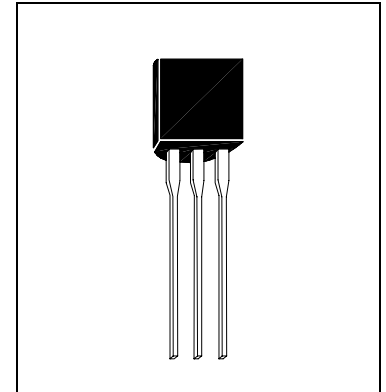


HMP5A92M

PNP EPITAXIAL PLANAR TRANSISTOR

Description

The HMP5A92M is designed for application as a video output to drive color CRT, or as a dialer circuit in electronics telephone.



Absolute Maximum Ratings

- Maximum Temperatures
 - Storage Temperature -55 ~ +150 °C
 - Junction Temperature +150 °C Maximum
- Maximum Power Dissipation
 - Total Power Dissipation (Ta=25°C) 625 mW
- Maximum Voltages and Currents (Ta=25°C)
 - VCBO Collector to Base Voltage -300 V
 - VCEO Collector to Emitter Voltage -300 V
 - VEBO Emitter to Base Voltage -5 V
 - IC Collector Current -800 mA

Characteristics (Ta=25°C)

Symbol	Min.	Typ.	Max.	Unit	Test Conditions
BVCBO	-300	-	-	V	IC=-100uA, IE=0
BVCEO	-300	-	-	V	IC=-1mA, IB=0
BVEBO	-5	-	-	V	IE=-10uA, IC=0
ICEO	-	-	-5	uA	VCE=-300V, IB=0
IEBO	-	-	-100	nA	VEB=-3V, IC=0
*VCE(sat)1	-	-150	-	mV	IC=-30mA, IB=-1mA
*VCE(sat)2	-	-	-700	mV	IC=-100mA, IB=-10mA
*VBE(sat)1	-	-	-900	mV	IC=-20mA, IB=-2mA
*VBE(sat)2	-	-	-1	V	IC=-100mA, IB=-10mA
*hFE1	80	-	-		IC=-10mA, VCE=-10V
*hFE2	80	-	-		IC=-100mA, VCE=-10V
*hFE3	40	-	-		IC=-200mA, VCE=-10V
fT	50	-	-	MHz	IC=-10mA, VCE=-20V, f=100MHz

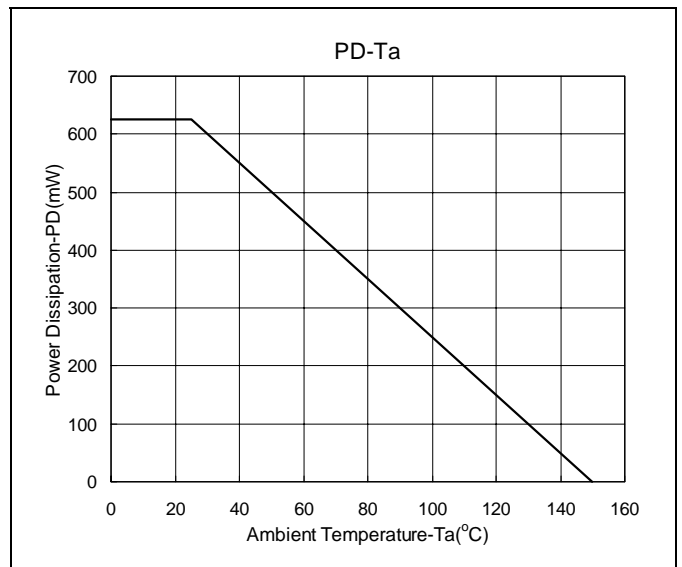
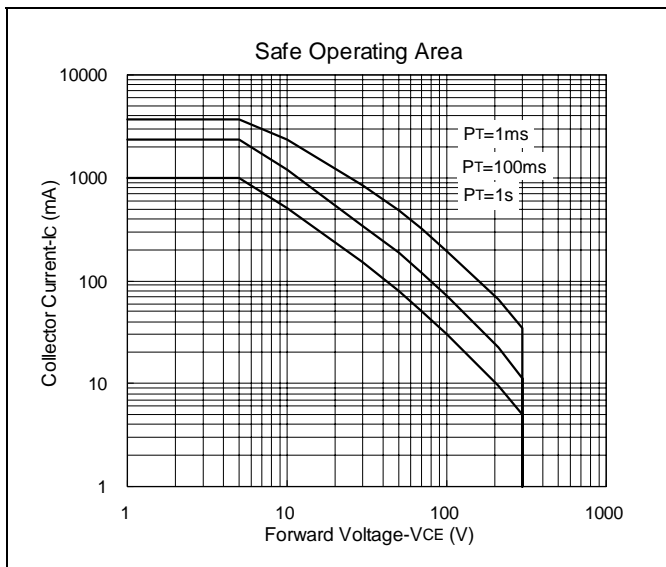
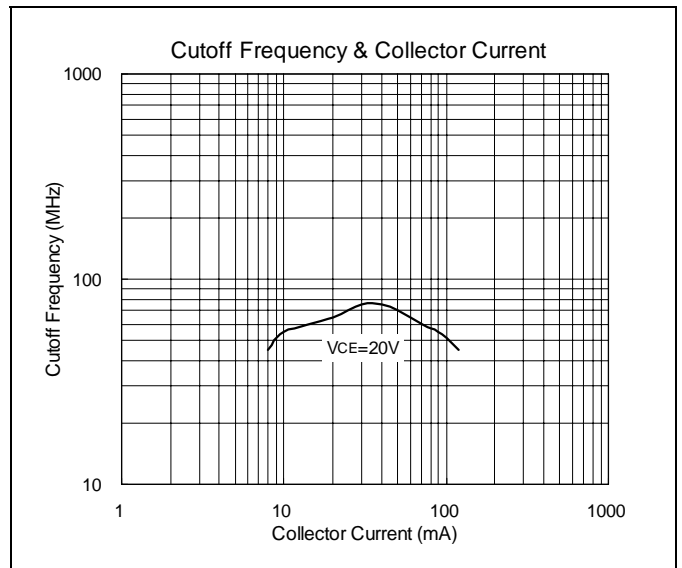
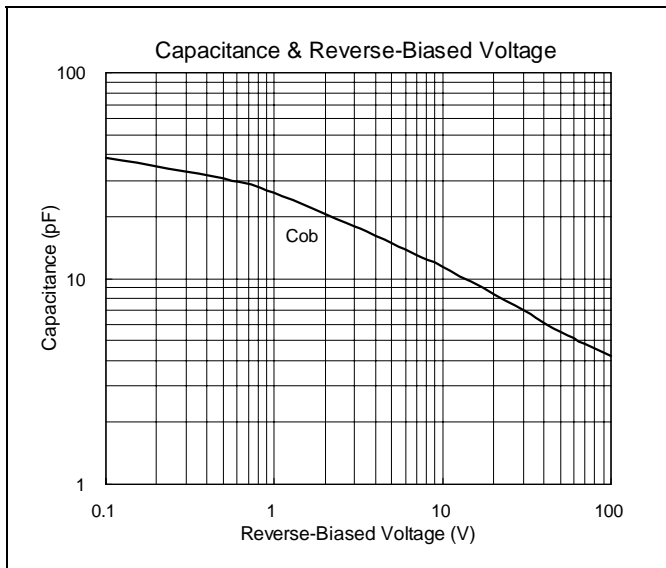
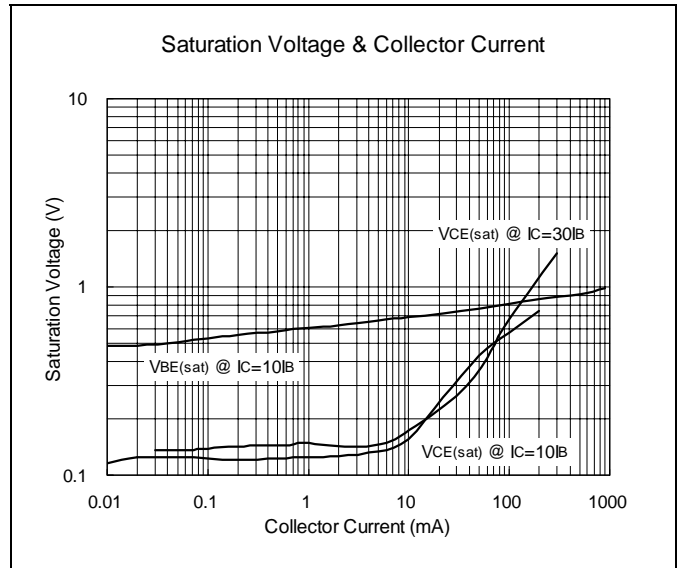
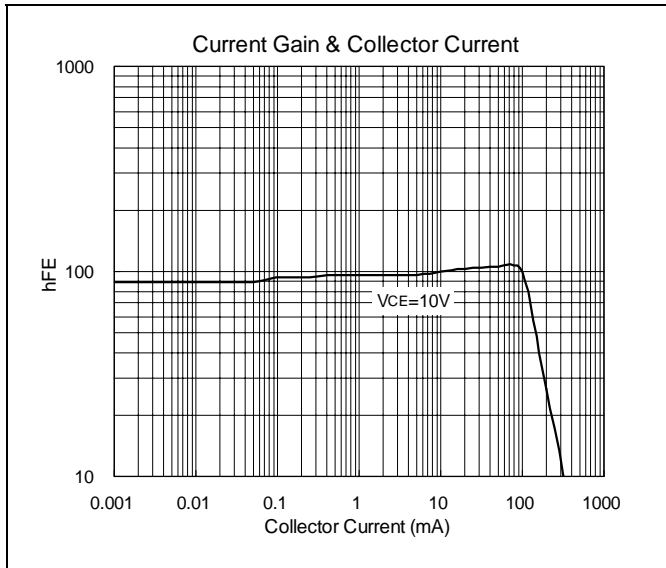
*Pulse Test : Pulse Width ≤380us, Duty Cycle≤2%

Classification Of VCE(sat)1

Rank	SIN	N
Range	<200mV	Typ. : 220mV

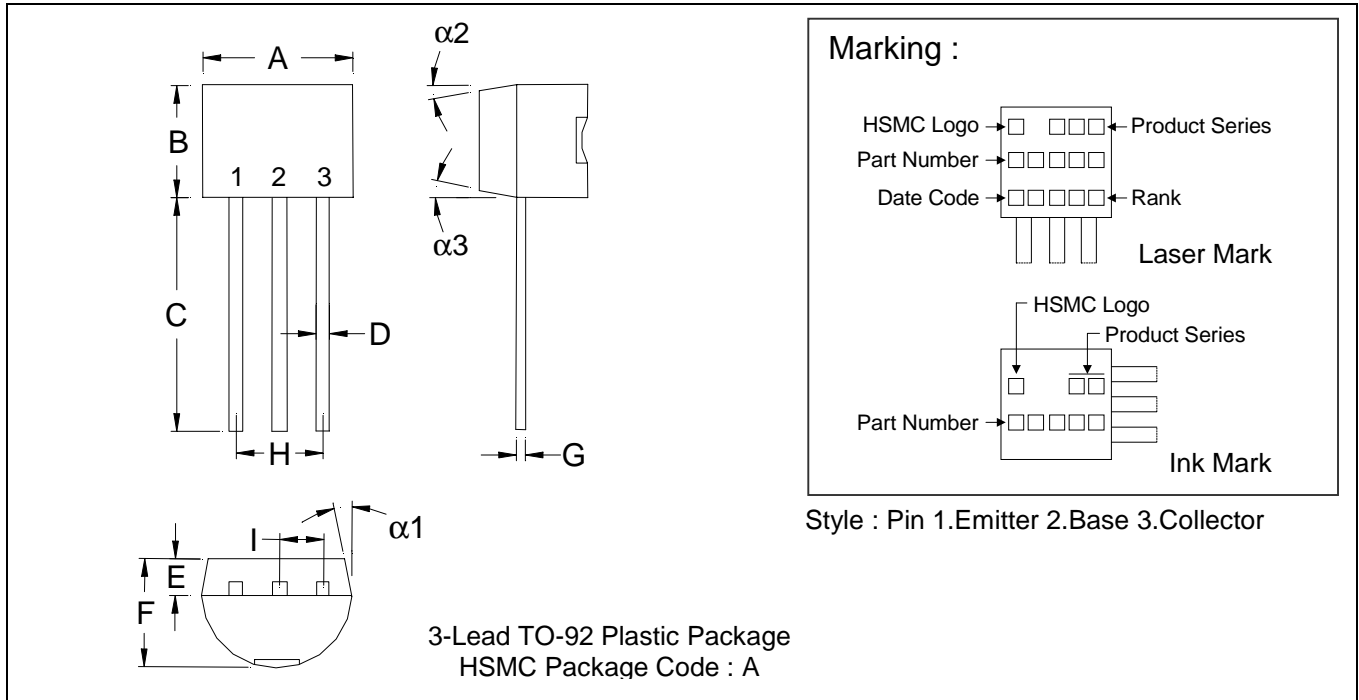


Characteristics Curve





TO-92 Dimension



*:Typical

DIM	Inches		Millimeters		DIM	Inches		Millimeters	
	Min.	Max.	Min.	Max.		Min.	Max.	Min.	Max.
A	0.1704	0.1902	4.33	4.83	G	0.0142	0.0220	0.36	0.56
B	0.1704	0.1902	4.33	4.83	H	-	*0.1000	-	*2.54
C	0.5000	-	12.70	-	I	-	*0.0500	-	*1.27
D	0.0142	0.0220	0.36	0.56	$\alpha 1$	-	*5°	-	*5°
E	-	*0.0500	-	*1.27	$\alpha 2$	-	*2°	-	*2°
F	0.1323	0.1480	3.36	3.76	$\alpha 3$	-	*2°	-	*2°

Notes : 1.Dimension and tolerance based on our Spec. dated Apr. 25,1996.
 2.Controlling dimension : millimeters.
 3.Maximum lead thickness includes lead finish thickness, and minimum lead thickness is the minimum thickness of base material.
 4.If there is any question with packing specification or packing method, please contact your local HSMC sales office.

Material :

- Lead : 42 Alloy ; solder plating
- Mold Compound : Epoxy resin family, flammability solid burning class:UL94V-0

Important Notice:

- All rights are reserved. Reproduction in whole or in part is prohibited without the prior written approval of HSMC.
- HSMC reserves the right to make changes to its products without notice.
- **HSMC semiconductor products are not warranted to be suitable for use in Life-Support Applications, or systems.**
- HSMC assumes no liability for any consequence of customer product design, infringement of patents, or application assistance.

Head Office And Factory :

- **Head Office** (Hi-Sincerity Microelectronics Corp.) : 10F.,No. 61, Sec. 2, Chung-Shan N. Rd. Taipei Taiwan R.O.C.
 Tel : 886-2-25212056 Fax : 886-2-25632712, 25368454
- **Factory 1** : No. 38, Kuang Fu S. Rd., Fu-Kou Hsin-Chu Industrial Park Hsin-Chu Taiwan. R.O.C
 Tel : 886-3-5983621~5 Fax : 886-3-5982931
- **Factory 2** : No. 17-1, Ta-Tung Rd., Fu-Kou Hsin-Chu Industrial Park Hsin-Chu Taiwan. R.O.C
 Tel : 886-3-5977061 Fax : 886-3-5979220