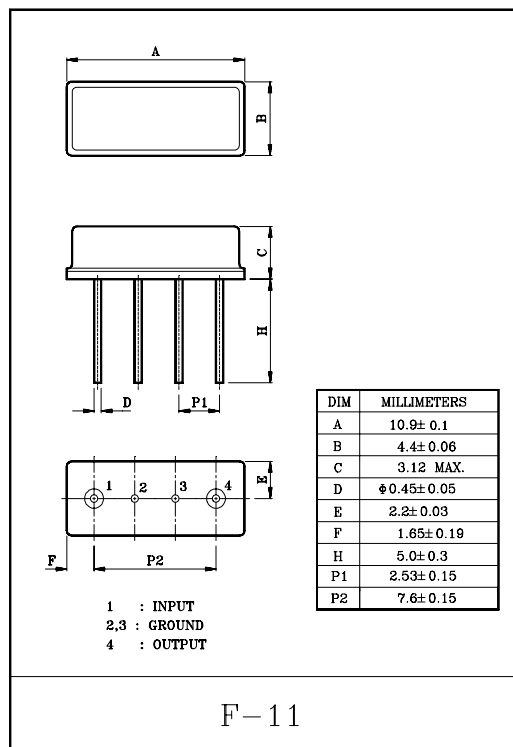


Band pass filters for the receiving RF circuits of pager

- High stability and reliability with good performance and no adjustment.
- Wide and sharp pass band characteristics.
- Low insertion loss and deep stop band attenuation for interference.
- Terminating Impedance :  $50\Omega$  + Series L(10nH)
- SMD Type : KF930S(SC-45), KF930V(SC-44).

### MAXIMUM RATINGS ( $T_a=25^\circ\text{C}$ )

ITEM	SYMBOL	RATING	UNIT
Input Signal Level	$IS_{\max}$	0	dBm
DC Permissive Voltage	$V_{DC}$	+10	V
Operating Temperature Range	$T_{opr}$	-10~+50	$^\circ\text{C}$
Storage Temperature Range	$T_{stg}$	-30~+85	$^\circ\text{C}$




### ELECTRICAL CHARACTERISTICS (Temperature $20\pm 2^\circ\text{C}$ , Humidity $65\pm 5\%$ )

ITEMS	SYMBOL	TEST CONDITION	MIN.	TYP.	MAX.	UNIT
Nominal Center Frequency	$f_0$	-	-	930.5	-	MHz
Bandwidth	$BW_{3dB}$	-	$f_0\pm 2.0$	-	-	MHz
Insertion Loss	$IL_{PASS}$	$f_0\pm 2.0\text{MHz}$	-	-	4.0	dB
Ripple Level	$A_{RIP}$	$f_0\pm 2.0\text{MHz}$	-	-	2.0	dB
Rejection Level	$IL_{STOP}$	$f_0-400\sim f_0-40.8\text{MHz}$	45	-	-	dB
		$f_0+50\sim f_0+400\text{MHz}$	45	-	-	dB
Input/Output Impedance	$Z_i(Z_o)$	-	-	$50\Omega$ + Series L(10nH)	-	-

# KF930

## TEST CIRCUIT

### REFERENCE LEVEL TEST CIRCUIT

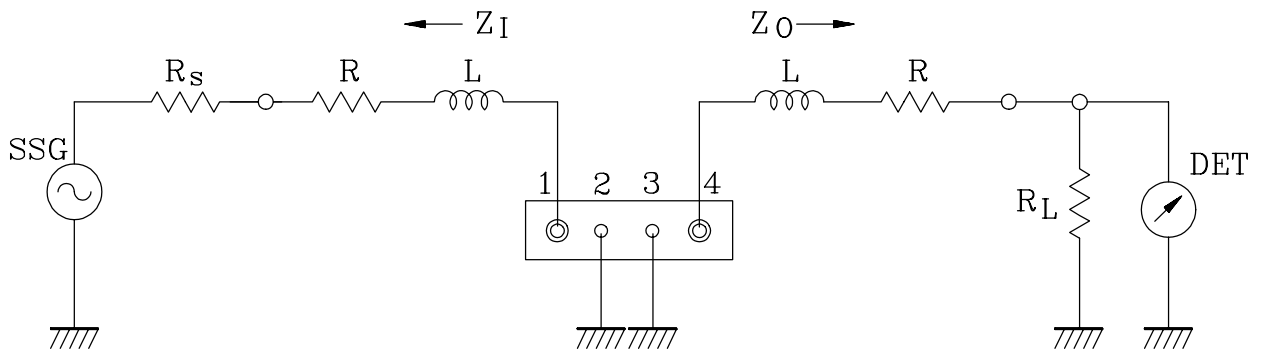


$R_s, R_L : 50\Omega$  (Internal Impedance of Source and Load)

$R : 0\Omega$

$Z_I(Z_O)=R_s(R_L)+R$

### MEASUREMENT CIRCUIT



1: Input      2,3: Ground      4: Output

$R_s, R_L : 50\Omega$  (Internal Impedance of Source and Load)

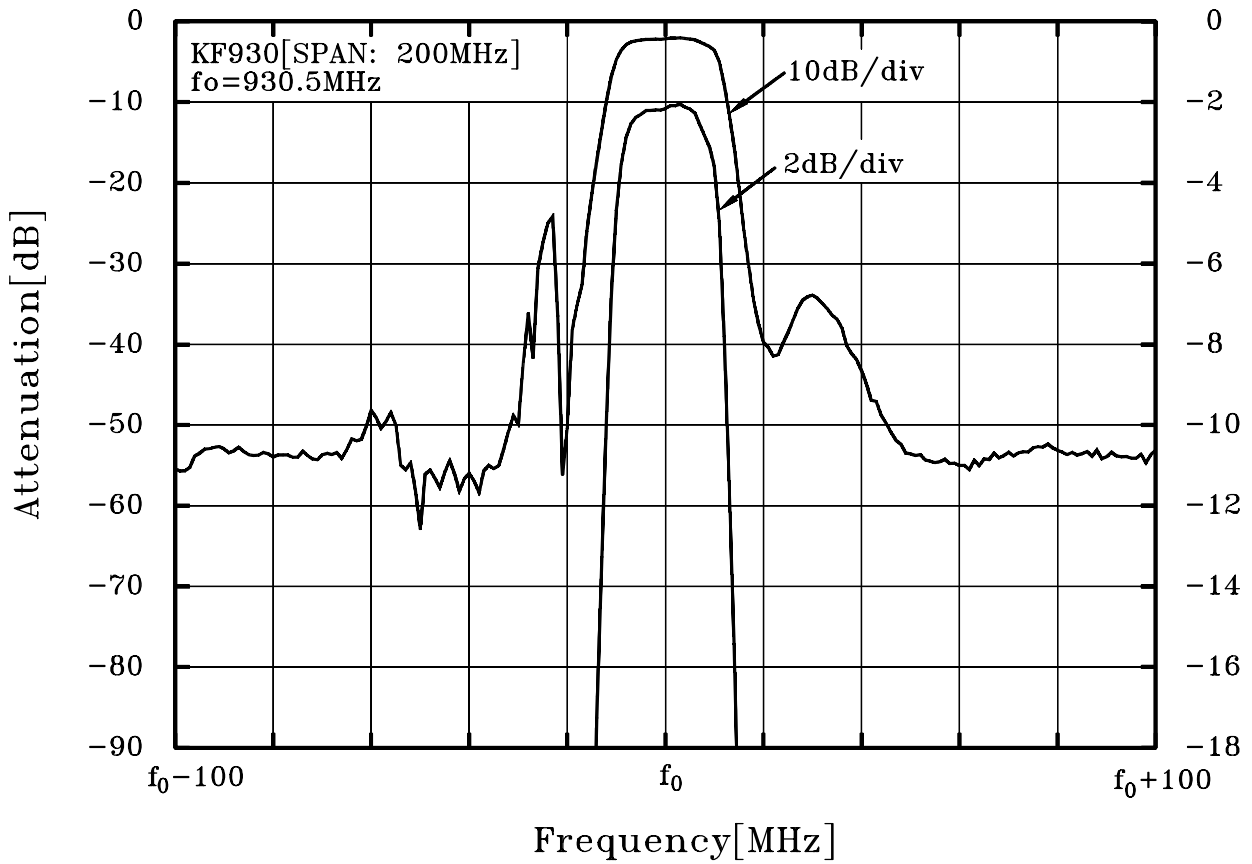
$R : 0\Omega$

$L : 10\text{nH}$

$Z_I(Z_O)=R_s(R_L)+R+\text{Series } L$

# KF930

ATT - f



ATT - f

