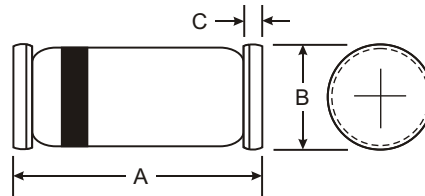


Features

- Low Forward Voltage Drop
- Guard Ring Construction for Transient Protection
- Fast Reverse Recovery Time
- Low Reverse Capacitance



Mechanical Data

- Case: MiniMELF, Glass
- Terminals: Solderable per MIL-STD-202, Method 208
- Marking: Cathode Band Only
- Polarity: Cathode Band
- Weight: 0.05 grams (approx.)

MiniMELF		
Dim	Min	Max
A	3.30	3.70
B	1.30	1.60
C	0.28	0.50
All Dimensions in mm		

Maximum Ratings @ T_A = 25 C unless otherwise specified

Characteristic	Symbol	LLSD103A	LLSD103B	LLSD103C	Unit
Peak Repetitive Reverse Voltage	V _{RRM}	40	30	20	V
Working Peak Reverse Voltage	V _{RWM}				
DC Blocking Voltage	V _R				
RMS Reverse Voltage	V _{R(RMS)}	28	21	14	V
Forward Continuous Current (Note 1)	I _{FM}	350			mA
Repetitive Peak Forward Current @ t = 1.0s	I _{FRM}	1.0			A
Non-Repetitive Peak Forward Surge Current @ t = 1.0s @ t = 10ms	I _{FSM}	1.5 7.5			A
Power Dissipation (Note 1)	P _d	400			mW
Thermal Resistance, Junction to Ambient Air (Note 1)	R _{JA}	250			C/W
Operating Temperature Range	T _j	-55 to +125			C
Storage Temperature Range	T _{STG}	-55 to +150			C

Electrical Characteristics @ T_A = 25 C unless otherwise specified

Characteristic	Symbol	Min	Typ	Max	Unit	Test Condition
Forward Voltage Drop (Note 2)	V _F			0.37 0.60	V	I _F = 20mA I _F = 200mA
Peak Reverse Current (Note 2)	I _R			5.0	A	V _R = 30V V _R = 20V V _R = 10V
Total Capacitance	C _T		50		pF	V _R = 0V, f = 1.0MHz
Reverse Recovery Time	t _{rr}			10	ns	I _F = I _R = 50mA to 200mA, I _{rr} = 0.1 x I _R , R _L = 100

- Note:
- Part mounted on FR-4 board with recommended pad layout, which can be found on our website at <http://www.diodes.com/datasheets/ap02001.pdf>.
 - Short duration test pulse used to minimize self-heating effect.

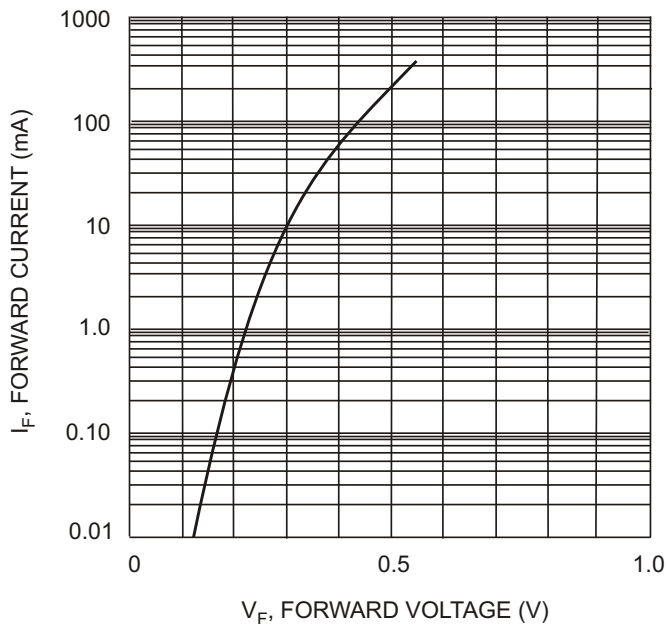


Fig. 1 Typical Forward Characteristics

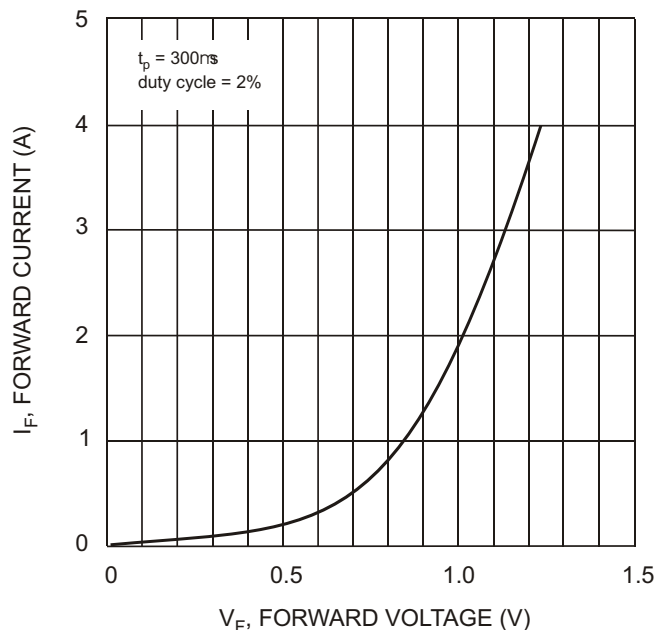


Fig. 2 Typical High Current Fwd Characteristics

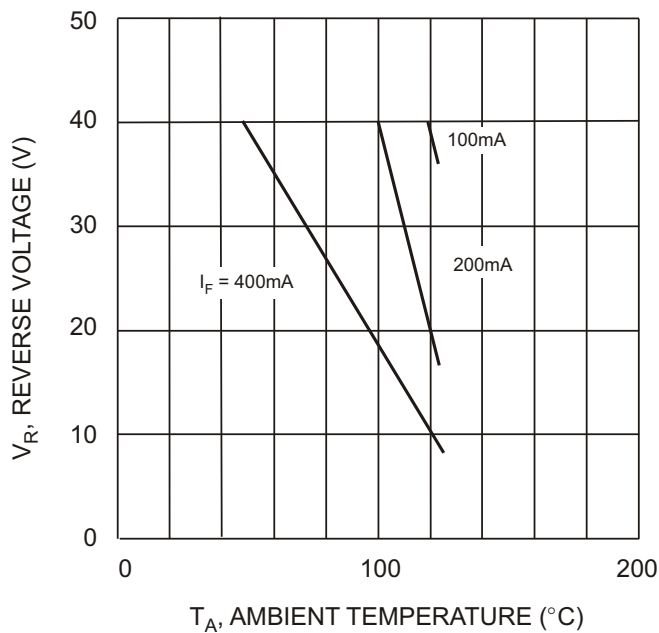


Fig. 3 Blocking Voltage Derating Curves

Ordering Information (Note 3)

Device	Packaging	Shipping
LLSD103A-7 LLSD103A-13 LLSD103B-7 LLSD103B-13 LLSD103C-7 LLSD103C-13	MiniMELF	3000/Tape & Reel 10000/Tape & Reel 3000/Tape & Reel 10000/Tape & Reel 3000/Tape & Reel 10000/Tape & Reel

Notes: 3. For Packaging Details, go to our website at <http://www.diodes.com/datasheets/ap02007.pdf>.