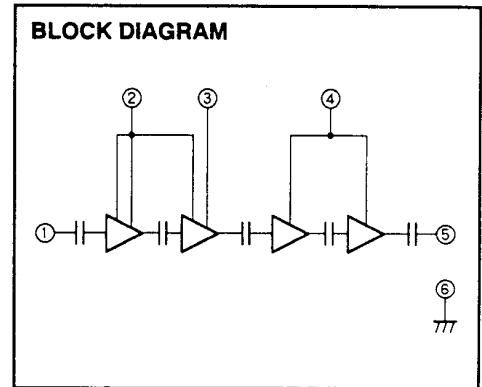
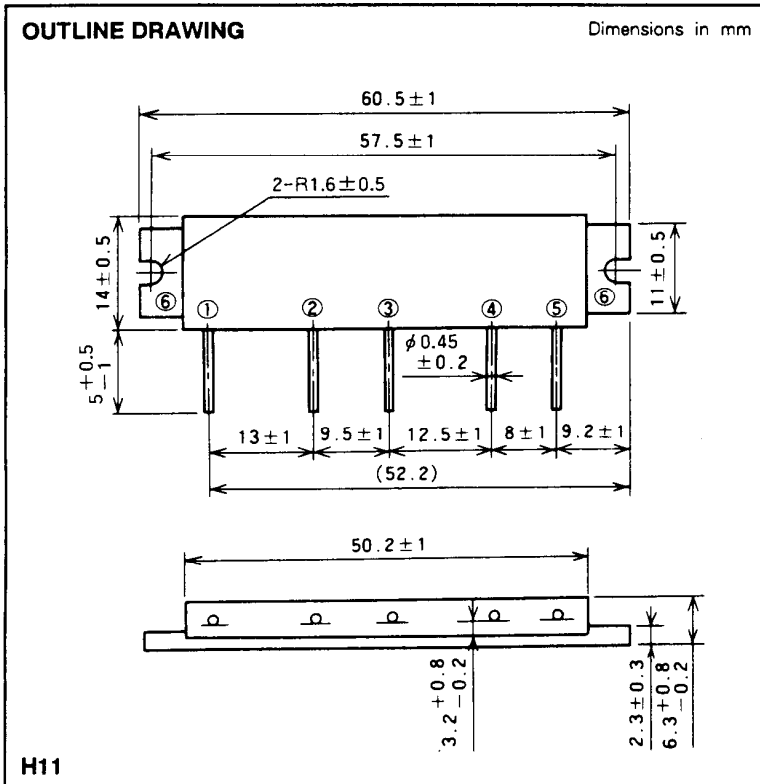


M67759

872-905MHz, 12.5V, 6W, FM MOBILE RADIO



PIN :

- ① Pin : RF INPUT
- ② Vcc1 : 1st. DC SUPPLY
- ③ Vcc2 : 2nd. DC SUPPLY
- ④ Vcc3 : 3rd. DC SUPPLY
- ⑤ Po : RF OUTPUT
- ⑥ GND : FIN

ABSOLUTE MAXIMUM RATINGS (Tc = 25°C unless otherwise noted)

Symbol	Parameter	Conditions	Ratings	Unit
Vcc1, 2	Supply voltage		9	V
Vcc3			17	V
Icc	Total current		4	A
P _{in(max)}	Input power	f=872-905MHz, Vcc1 ≤ 8V, Z _G =Z _L =50Ω	10	mW
P _{o(max)}	Output power	Ditto	10	W
T _{c(OP)}	Operation case temperature		- 30 to 110	°C
T _{stg}	Storage temperature		- 40 to 110	°C

Note. Above parameters are guaranteed independently.

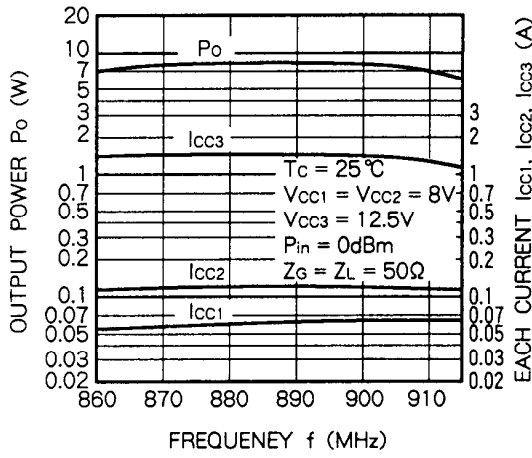
ELECTRICAL CHARACTERISTICS (Tc = 25°C unless otherwise noted)

Symbol	Parameter	Test conditions	Limits		Unit
			Min	Max	
f	Frequency range	Vcc1 = Vcc2 = 8V, Vcc3 = 12.5V	872	905	MHz
P _o	Output power	P _{in} = 1mW, Z _G = Z _L = 50Ω	6		W
η _T	Total efficiency	Vcc1 = 8V, P _o = 6W (Vcc2 : controlled)	35		%
2f _o	2nd. harmonic	Vcc3 = 12.5V, P _{in} = 1mW, Z _G = Z _L = 50Ω		- 30	dBc
ρ _{in}	Input VSWR			2.5	-
-	Load VSWR tolerance	Vcc1 = 8V, Vcc3 = 15.2V, P _o = 6W (Vcc2 : controlled), P _{in} = 1mW, Load VSWR=20:1 (All phase), 5sec.	No degradation or destroy		-

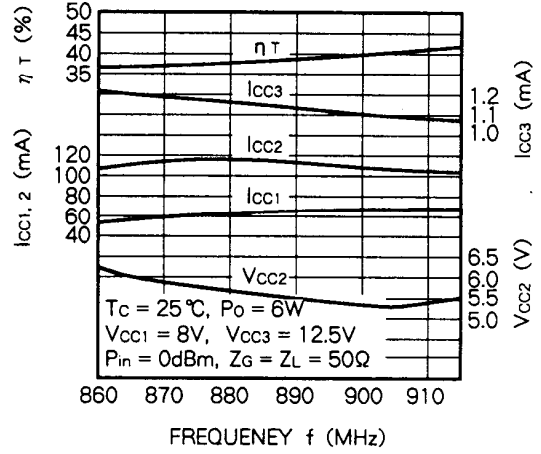
Note. Above parameters, ratings, limits and conditions are subject to change.

TYPICAL PERFORMANCE DATA

OUTPUT POWER, EACH CURRENT VS. FREQUENCY CHARACTERISTICS



η_T , I_{cc1} , I_{cc2} , I_{cc3} , V_{cc2} VS. FREQUENCY



OUTPUT POWER, EACH CURRENT VS. 2nd VOLTAGE CHARACTERISTICS

