

Axial Lead Standard Recovery Rectifiers

This data sheet provides information on subminiature size, axial lead mounted rectifiers for general-purpose low-power applications.

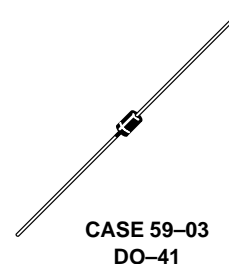
Mechanical Characteristics

- Case: Epoxy, Molded
- Weight: 0.4 gram (approximately)
- Finish: All External Surfaces Corrosion Resistant and Terminal Leads are Readily Solderable
- Lead and Mounting Surface Temperature for Soldering Purposes: 220°C Max. for 10 Seconds, 1/16" from case
- Shipped in plastic bags, 1000 per bag.
- Available Tape and Reeled, 5000 per reel, by adding a "RL" suffix to the part number
- Polarity: Cathode Indicated by Polarity Band
- Marking: 1N4001, 1N4002, 1N4003, 1N4004, 1N4005, 1N4006, 1N4007

**1N4001
thru
1N4007**

1N4004 and 1N4007 are
Motorola Preferred Devices

**LEAD MOUNTED
RECTIFIERS
50–1000 VOLTS
DIFFUSED JUNCTION**



MAXIMUM RATINGS

| Rating | Symbol | 1N4001 | 1N4002 | 1N4003 | 1N4004 | 1N4005 | 1N4006 | 1N4007 | Unit |
|---|---------------------------------|------------------|--------|--------|--------|--------|--------|--------|------------------|
| *Peak Repetitive Reverse Voltage Working Peak Reverse Voltage DC Blocking Voltage | V_{RRM} V_{RWM} V_R | 50 | 100 | 200 | 400 | 600 | 800 | 1000 | Volts |
| *Non-Repetitive Peak Reverse Voltage (halfwave, single phase, 60 Hz) | V_{RSM} | 60 | 120 | 240 | 480 | 720 | 1000 | 1200 | Volts |
| *RMS Reverse Voltage | $V_{R(RMS)}$ | 35 | 70 | 140 | 280 | 420 | 560 | 700 | Volts |
| *Average Rectified Forward Current (single phase, resistive load, 60 Hz, see Figure 8, $T_A = 75^\circ\text{C}$) | I_O | 1.0 | | | | | | | Amp |
| *Non-Repetitive Peak Surge Current (surge applied at rated load conditions, see Figure 2) | I_{FSM} | 30 (for 1 cycle) | | | | | | | Amp |
| Operating and Storage Junction Temperature Range | T_J T_{stg} | – 65 to +175 | | | | | | | $^\circ\text{C}$ |

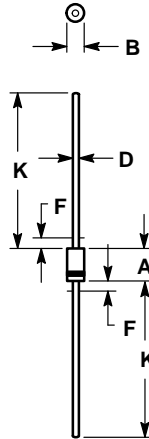
ELECTRICAL CHARACTERISTICS*

| Rating | Symbol | Typ | Max | Unit |
|--|-------------|-------------|----------|---------------|
| Maximum Instantaneous Forward Voltage Drop ($i_F = 1.0$ Amp, $T_J = 25^\circ\text{C}$) Figure 1 | v_F | 0.93 | 1.1 | Volts |
| Maximum Full-Cycle Average Forward Voltage Drop ($I_O = 1.0$ Amp, $T_L = 75^\circ\text{C}$, 1 inch leads) | $V_{F(AV)}$ | — | 0.8 | Volts |
| Maximum Reverse Current (rated dc voltage) ($T_J = 25^\circ\text{C}$) ($T_J = 100^\circ\text{C}$) | I_R | 0.05 1.0 | 10 50 | μA |
| Maximum Full-Cycle Average Reverse Current ($I_O = 1.0$ Amp, $T_L = 75^\circ\text{C}$, 1 inch leads) | $I_{R(AV)}$ | — | 30 | μA |

*Indicates JEDEC Registered Data

Preferred devices are Motorola recommended choices for future use and best overall value.


PACKAGE DIMENSIONS



- NOTES:
1. ALL RULES AND NOTES ASSOCIATED WITH JEDEC DO-41 OUTLINE SHALL APPLY.
 2. POLARITY DENOTED BY CATHODE BAND.
 3. LEAD DIAMETER NOT CONTROLLED WITHIN F DIMENSION.

| DIM | MILLIMETERS | | INCHES | |
|-----|-------------|------|--------|-------|
| | MIN | MAX | MIN | MAX |
| A | 4.07 | 5.20 | 0.160 | 0.205 |
| B | 2.04 | 2.71 | 0.080 | 0.107 |
| D | 0.71 | 0.86 | 0.028 | 0.034 |
| F | — | 1.27 | — | 0.050 |
| K | 27.94 | — | 1.100 | — |

CASE 59-03
(DO-41)
ISSUE M

Motorola reserves the right to make changes without further notice to any products herein. Motorola makes no warranty, representation or guarantee regarding the suitability of its products for any particular purpose, nor does Motorola assume any liability arising out of the application or use of any product or circuit, and specifically disclaims any and all liability, including without limitation consequential or incidental damages. "Typical" parameters which may be provided in Motorola data sheets and/or specifications can and do vary in different applications and actual performance may vary over time. All operating parameters, including "Typicals" must be validated for each customer application by customer's technical experts. Motorola does not convey any license under its patent rights nor the rights of others. Motorola products are not designed, intended, or authorized for use as components in systems intended for surgical implant into the body, or other applications intended to support or sustain life, or for any other application in which the failure of the Motorola product could create a situation where personal injury or death may occur. Should Buyer purchase or use Motorola products for any such unintended or unauthorized application, Buyer shall indemnify and hold Motorola and its officers, employees, subsidiaries, affiliates, and distributors harmless against all claims, costs, damages, and expenses, and reasonable attorney fees arising out of, directly or indirectly, any claim of personal injury or death associated with such unintended or unauthorized use, even if such claim alleges that Motorola was negligent regarding the design or manufacture of the part. Motorola and  are registered trademarks of Motorola, Inc. Motorola, Inc. is an Equal Opportunity/Affirmative Action Employer.

Mfax is a trademark of Motorola, Inc.

How to reach us:

USA/EUROPE/Locations Not Listed: Motorola Literature Distribution;
P.O. Box 5405, Denver, Colorado 80217. 303-675-2140 or 1-800-441-2447

JAPAN: Nippon Motorola Ltd.: SPD, Strategic Planning Office, 4-32-1,
Nishi-Gotanda, Shinagawa-ku, Tokyo 141, Japan. 81-3-5487-8488

Mfax™: RMFA00@email.sps.mot.com – TOUCHTONE 602-244-6609
– US & Canada ONLY 1-800-774-1848

ASIA/PACIFIC: Motorola Semiconductors H.K. Ltd.; 8B Tai Ping Industrial Park,
51 Ting Kok Road, Tai Po, N.T., Hong Kong. 852-26629298

INTERNET: <http://motorola.com/sps>

