Damper Diode (Diode modulation for TV)

Type No. \ Parameter	Absolute Maximum Ratings					Electrical Characteristics (Ta=25°C)									Others	
	V_{RM} (V)	$I_{F(AV)}$ (A)	I_{FSM} (A) 50Hz Half-cycle Sinewave Single Shot	Tj (°C)	Tstg (°C)	V_F (V) max	I_F (A)	I_R (μA) $V_R=V_{RM}$ max	I_R (H) (μA) $V_R=V_{RM}$ Ta=100°C max	t_{rr}① (μs)	I_F/I_{RP} (mA)	t_{rr}② (μs)	I_F/I_{RP} (mA)	Rth (j-ℓ) (°C/W)	Mass (g)	Fig.
FMV-3FU	1500	5.0	50	–40 to +150		1.4	5.0	50	500	4.0	500/500	1.3	500/1000	1.8	6.5	Ⓐ
	600					1.3				0.4		0.18				
FMV-3GU	1700					1.5				2.0		0.8				
	600					1.3				0.4		0.18				

FMV-3FU

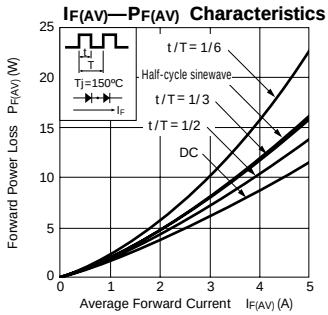

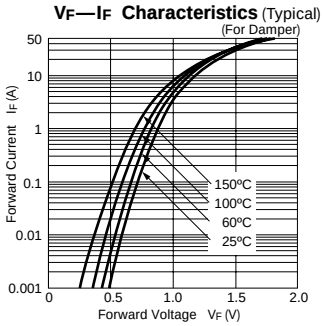

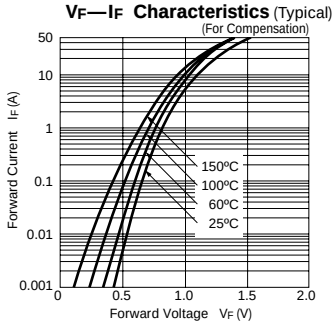

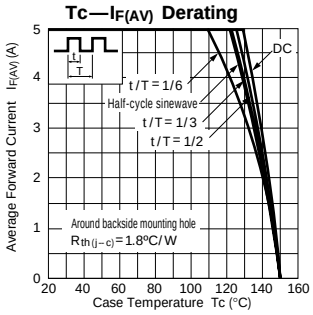

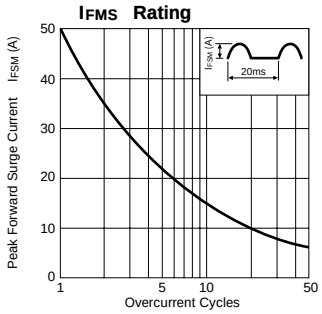

FMV-3GU

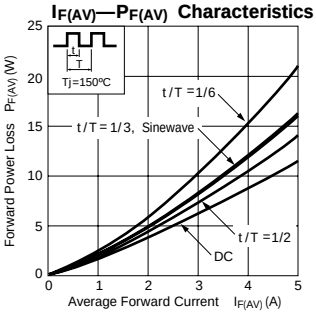

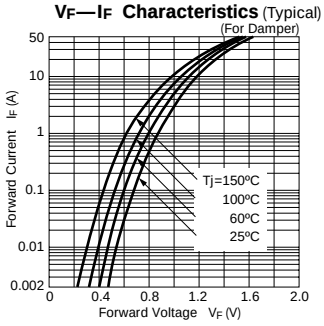

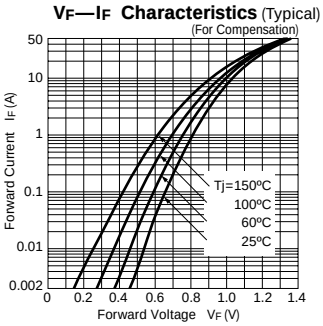

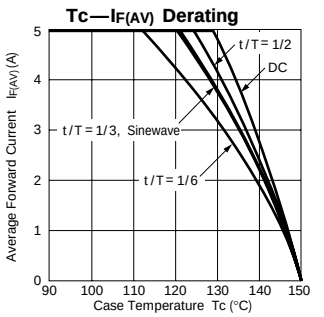

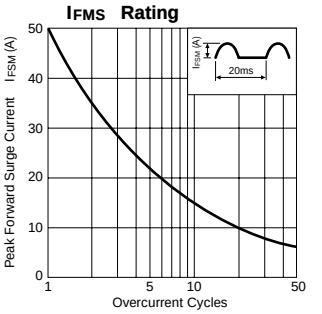

External Dimensions Fig. Ⓐ
(Unit: mm) (Full-mold)

Flammability:
UL94V-0 or Equivalent
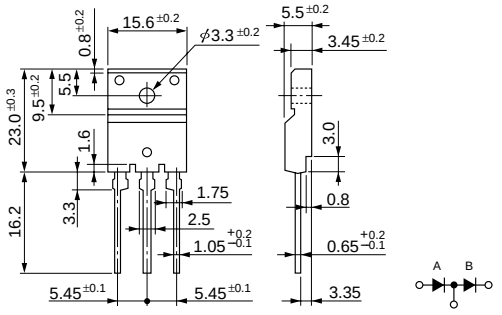
A: Compensation diode
B: Damper diode