

High-voltage Diodes for Igniters

Type No.	Absolute Maximum Ratings				Electrical Characteristics (Ta=25°C)					Fig. No.	
	V _{RM} (kV)	I _F (AV) (mA) 50 Hz half-wave signal average	I _{ISM} (mA) Peak value of single shot triangular wave with 100μs half-power bandwidth	I _{ISM} (A) Peak value of 50 Hz half-wave signal	T _j	T _{stg}	V _F (V) max	Condition I _F (mA)	I _R (μA) V _R =V _{RM} max		V _Z (kV) I _R =100μA
					(°C)						
SHV-05J	2.5	30	30	3	-40 to +150		5	10	10	2.6 to 5.0	
SHV-08J	4.0	30	30	3			8			4.5 to 8.0	
SHV-30J	15.0	30	10	3			30			16.0 to 30.0	

External Dimensions (unit: mm)

Fig. 1 (SHV-05J)

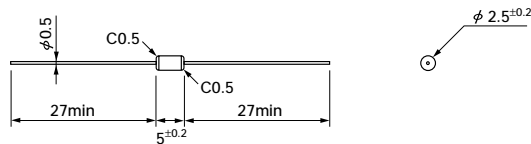


Fig. 2 (SHV-08J)

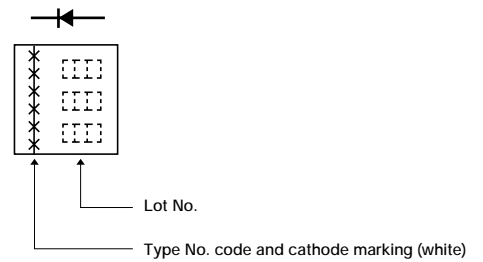
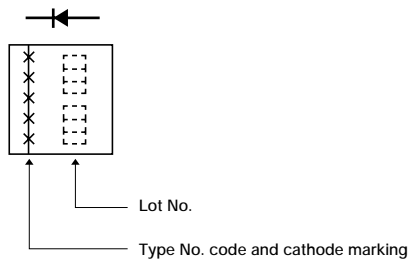
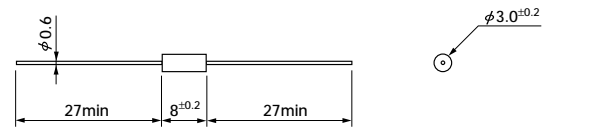


Fig. 3 (SHV-30J)

