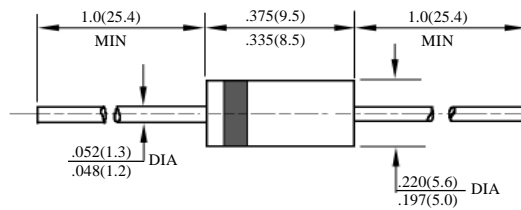


1N5400– 1N5408

3A 普通二极管

3A GENERAL DIODES

| 型号 TYPE | 最大反向 峰值电压 Maximum Peak Reverse Voltage | 最大平均正向电流 Maximum Average Rectified Current @ Half-Wave Resistive Load 60Hz | | 最大正向浪涌电流 Maximum Forward Peak Surge Current @ 8.3ms Superimposed | 最大反向漏电电流 Maximum Reverse Current @ PRV @ T _A =25°C | 最大正向电压 Maximum Forward Voltage @ T _A =25°C | | 外型尺寸 Package Dimensions |
|------------|--|--|-----|--|---|---|------------------------------------|-------------------------------|
| | PRV V _{PK} | I _O @ T _L A _{AV} | °C | I _{FM} (Surge) A _{PK} | I _R μA _{dc} | I _{FM} A _{PK} | V _{FM} V _{PK} | |
| 1N5400 | 50 | 3.0 | 105 | 200 | 5.0 | 3.0 | 1.1 | DO – 201AD |
| 1N5401 | 100 | | | | | | | |
| 1N5402 | 200 | | | | | | | |
| 1N5404 | 400 | | | | | | | |
| 1N5406 | 600 | | | | | | | |
| 1N5407 | 800 | | | | | | | |
| 1N5408 | 1000 | | | | | | | |



DO – 201AD

1N5400-1N5408

DO-201AD 封装 3A 普通二极管额定值与特性曲线

RATING & CHARACTERISTIC CURVES OF 3A GENERAL DIODES OF DO-201AD PACKAGE

FIG. 1 - TYPICAL FORWARD CURRENT DERATING CURVE

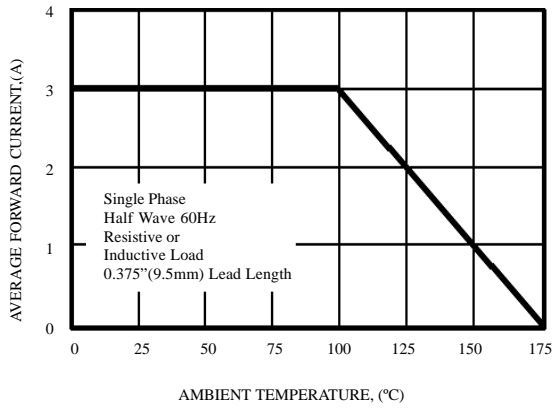


FIG. 3 - MAXIMUM NON-REPETITIVE FORWARD SURGE CURRENT

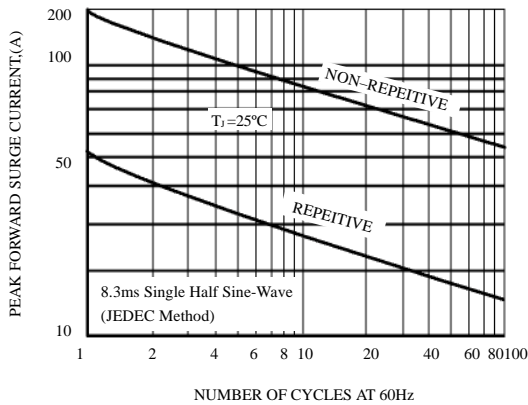


FIG. 5 - TYPICAL JUNCTION CAPACITANCE

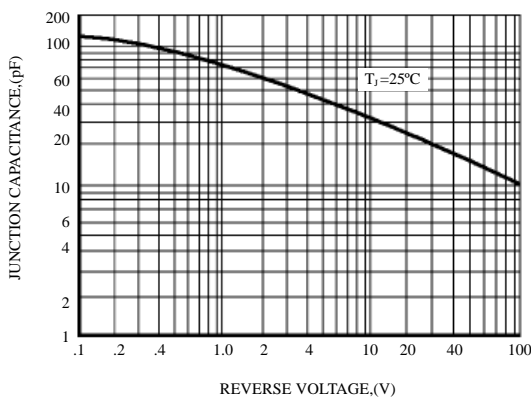


FIG. 2 - TYPICAL INSTANTANEOUS FORWARD CHARACTERISTICS

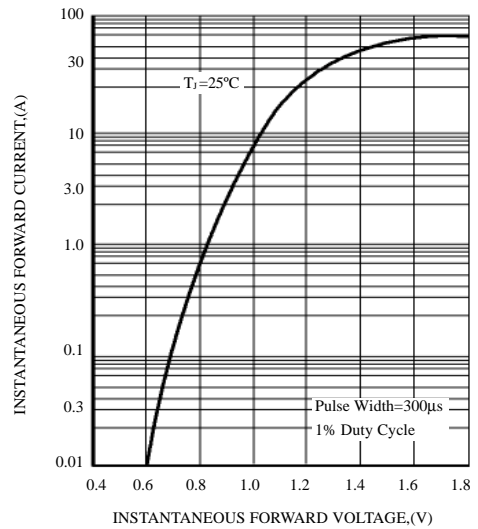


FIG. 4 - TYPICAL REVERSE CHARACTERISTICS

