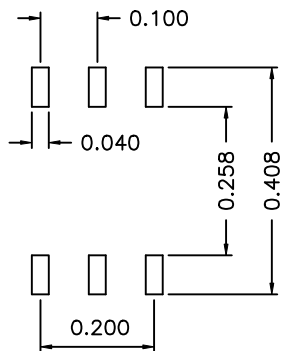
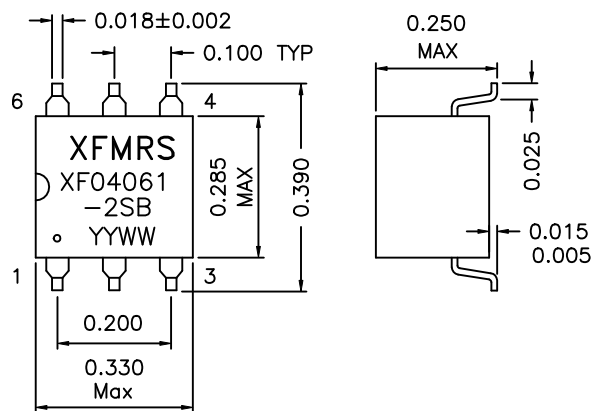


### 1. Dimensions:

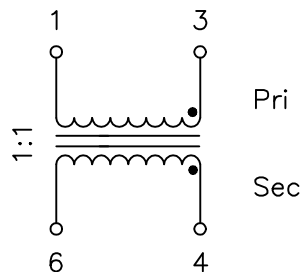


SUGGESTED PCB LAYOUT

**Notes:**

1. Solderability: Leads shall meet MIL-STD-202, Method 208D for solderability.
2. Flammability: UL94V-0
3. ASTM oxygen index: > 28%
4. Insulation System: Class F 155°C. UL file E151556
5. Operating Temperature Range: All listed parameters are to be within tolerance from -40°C to +85°C
6. Storage Temperature Range: -55°C to +125°C
7. Aqueous wash compatible

### 2. Schematic:



### 3. Electrical Specifications:

- ISOLATION: 1500VAC
- TURNS RATIO: (PIN4-6):(PIN1-3)=1:1±2%
- PIN1-3 OCL: 100uH Min @100KHz 100mV 25°C
- PIN1-3 OCL: 40uH Min @100KHz 100mV -40°C
- PRI LL: 0.11uH Maximum @100KHz 100mV SEC SHORTED
- PIN1-6 Cw/w: 10pF Maximum @100KHz 100mV
- PIN4-6 DCR: 0.3 OHMS Maximum
- Bandwidth: .200-340MHz

Note: Meets the UL1459 specification for isolation.

DOC. REV A/2

<b>XFMRs Inc</b>	Title: TRANSFORMERS		
	UNLESS OTHERWISE SPECIFIED	P/N: XF04061-2SB	REV. A
TOLERANCES: .xxx ±0.010	DWN.	李清儿	Sep-10-98
Dimensions in INCH	CHK.	孙悦	Sep-10-98
SHEET 1 OF 1	APP.	Joe Huff	Sep-10-98