

# SUPER BRIGHT LED LIGHT BAR MODULE

Stanley's MU series of super-bright LED light bar modules can be selected from a wide variety of configurations and colors to suit a broad range of requirements. By using front mask patterns, including letters, numbers and even graphics, this series is usable for a myriad of display applications.

## Description of Part Number

# MU 02 - 2201

Shape Code      Emitted color      Suffix  
 2.Red 3.Orange 4.Yellow 5.Green / Pure Greer

## Characteristics by Color

Ta=25°C

Part No.	Material Emitted Color	Absolute Maximum Ratings						Electro-Optical Characteristics							
		Forward Current	Peak Forward Current	Reverse Voltage	Operating Temperature	Storage Temperature	Derating	Forward Voltage			Reverse Current		Peak P	Wavelength Spectral Line Half Width	IF
		IF $\diamond$ 1	IFM $\diamond$ 2	VR	ToPr $\diamond$ 3	Tstg $\diamond$ 4	IF	TYP.	MAX.	IF	MAX.	VR	TYP.	TYP.	
2□□□	GaAlAs (Red)	30	60	4	-40~+85	-40~+85	0.40	1.7	2.0	20	20	4	660	30	2.0
3□□□	GaAsP (Orange)	25	60	4	-40~+85	-40~+85	0.33	2.2	2.5	20	20	4	605	30	2.0
4□□□	GaP (Yellow)	30	60	4	-40~+85	-40~+85	0.40	2.1	2.5	20	20	4	570	30	2.0
5□□ 1	GaP (Green)	25	60	4	-40~+85	-40~+85	0.33	2.2	2.5	20	20	4	555	30	2.0
5□□ 2	GaP (Green)	30	60	4	-40~+85	-40~+85	0.40	2.1	2.5	20	20	4	560	30	2.0
5□□ 5	GaP (Pure Green)	25	60	4	-40~+85	-40~+85	0.33	2.2	2.5	20	20	4	555	30	2.0
9□□ 1	GaAlAs (Red)	30	60	4	-40~+85	-40~+85	0.40	1.7	2.0	20	20	4	660	30	2.0
	GaP (Green)	25	60	4	-40~+85	-40~+85	0.33	2.2	2.5	20	20	4	555	30	2.0
9□□ 2	GaAlAs (Red)	30	60	4	-40~+85	-40~+85	0.40	1.7	2.0	20	20	4	660	30	2.0
	GaP (Yellow)	30	60	4	-40~+85	-40~+85	0.40	2.1	2.5	20	20	4	570	30	2.0
9□□ 3	GaAlAs (Red)	30	60	4	-40~+85	-40~+85	0.40	1.7	2.0	20	20	4	660	30	2.0
	GaAsP (Orange)	25	60	4	-40~+85	-40~+85	0.33	2.2	2.5	20	20	4	605	30	2.0
Units		mA	mA	V	°C	°C	mA/°C	V	V	mA	µA	V	nm		mA



◇ 1 : MU91, MU92 and MU93 series are all 30 mA.

◇ 2 : tw\_2 msec, duty \_1/5 However, for the MU91, MU92 and MU93 series, 300 mA for red and 100 mA for yellow, orange and pure green (tw\_1 msec, duty \_1/20)

◇ 3 ◇ 4 : For MU91, MU92 and MU93 series, the temperature range is -30°C to +85°C.

## Characteristics by Shape

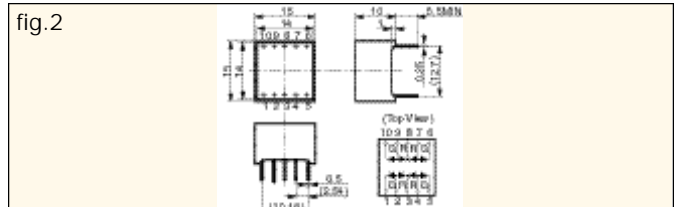
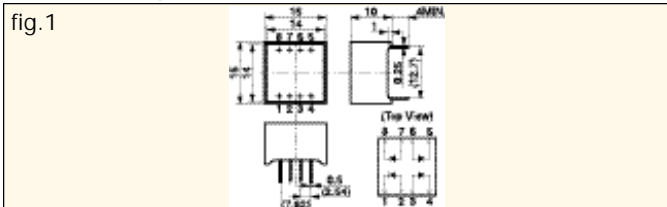
Ta=25°C

Shape	Part No.	Emitted Color	Resin Color	Light Emitting Surface (Outer Size)	No. of Chips	Absolute Max. Rating	Electro-Optical Characteristics			fig.	
						Power Dissipation Pd	Luminous Intensity Iv				
							MIN.	TYP.	IF		
	MU02-2201	Red	Red	14 x 14 (15 x 15)	4	240	20	42	20	1	
	MU02-2205		Milky White		4	240	20	42	20		
	MU02-3201	Orange	Orange		4	250	10	20	20		
	MU02-3205		Milky White		4	250	10	20	20		
	MU02-4201	Yellow	Yellow		4	300	20	42	20		
	MU02-4205		Milky White		4	300	20	42	20		
	MU02-5201	Pure Green	Green		4	250	10	20	20		
	MU02-5202	Green	Green		4	300	15	32	20		
	MU02-5205	Pure Green	Milky White		4	250	10	20	20		
	MU02-9301	Red	Green		Green	4	240	8	12		20
Pure Green		Green		4	250	8	12	20			
	MU03-2201	Red	Red	6 x 9 (7 x 10)	2	120	10	20	20	3	
	MU03-2205		Milky White		2	120	10	20	20		
	MU03-3201	Orange	Orange		2	125	5	10	20		
	MU03-3205		Milky White		2	125	5	10	20		
	MU03-4201	Yellow	Yellow		2	150	10	20	20		
	MU03-4205		Milky White		2	150	10	20	20		
	MU03-5201	Pure Green	Green		2	125	3	7	20		
	MU03-5202	Green	Green		2	150	8	16	20		
	MU03-5205	Pure Green	Milky White		2	125	5	10	20		
	MU03-9201	Red	Milky White		Milky White	1	60	5	7		20
		Pure Green			Milky White	1	62.5	3	4		20
	Units					mm	pcs	mW	mcd		mA

## Package Dimensions

unit : mm

Tolerance : ±0.25mm



# SUPER BRIGHT LED LIGHT BAR MODULE

## Characteristics by Shape

Ta=25°C

Shape	Part No.	Emitted Color	Resin Color	Light Emitting Surface (Outer Size)	No. of Chips	Absolute Max. Rating		Electro-Optical Characteristics			fig.
						Power Dissipation Pd	Luminous Intensity Iv				
							MIN.	TYP.	If		
	MU04-2101	Red	Red	6X19 (7X20)	3	180	15	32	20	4	
	MU04-2105		Milky White		3	180	15	32	20		
	MU04-3101	Orange	Orange		3	190	8	16	20		
	MU04-3105		Milky White		3	190	8	16	20		
	MU04-4101	Yellow	Yellow		3	225	15	32	20		
	MU04-4105		Milky White		3	225	15	32	20		
	MU04-5101	Pure Green	Green		3	190	8	16	20		
	MU04-5102	Green	Green		3	225	10	20	20		
	MU04-5105	Pure Green	Milky White		3	190	8	16	20		
	MU07-2101	Red	Red	6X29 (7X30)	5	300	20	40	20	5	
	MU07-3101	Orange	Orange		5	320	10	20	20		
	MU07-4101	Yellow	Yellow		5	375	20	40	20		
	MU07-5101	Pure Green	Green		5	320	10	20	20		
	MU08-2201	Red	Red	14X16 (15X17)	4	240	20	40	20	6	
	MU08-3201	Orange	Orange		4	250	10	20	20		
	MU08-4201	Yellow	Yellow		4	300	20	40	20		
	MU08-5201	Pure Green	Green		4	250	10	20	20		
	MU08-9301	Red	Green		4	240	8	12	20	7	
		Pure Green			4	250	8	12	20		
Units				mm	pcs	mW	mcd		mA		

## Package Dimensions

unit : mm

Tolerance : ±0.25mm

fig.3

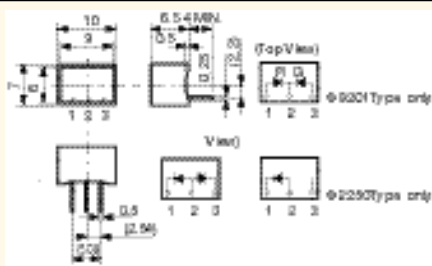


fig.4

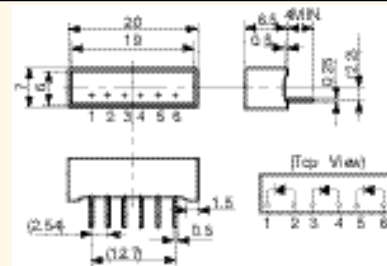


fig.5

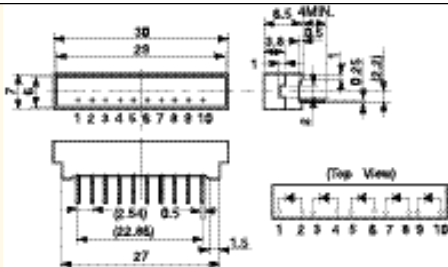


fig.6

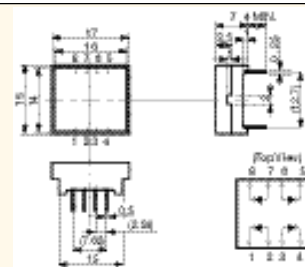
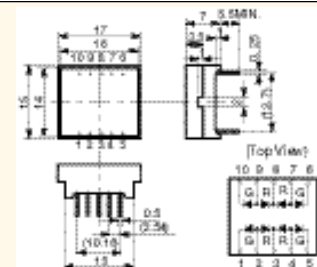


fig.7





# SUPER BRIGHT LED LIGHT BAR MODULE

## Characteristics by Shape

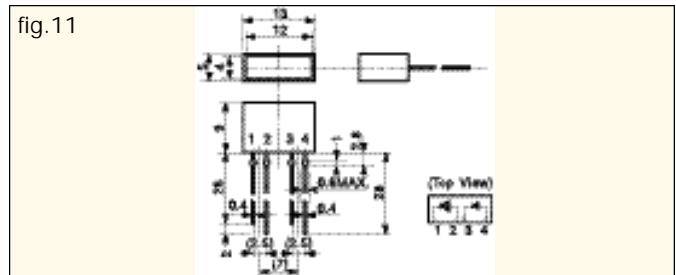
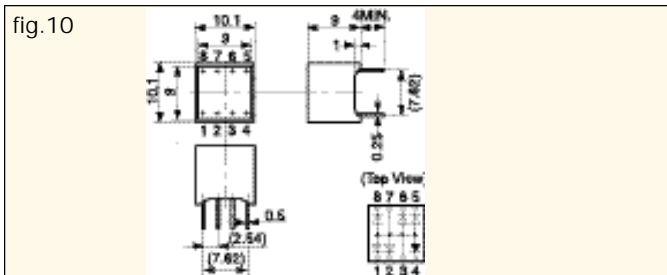
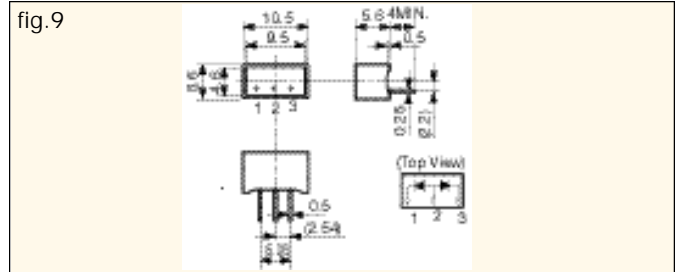
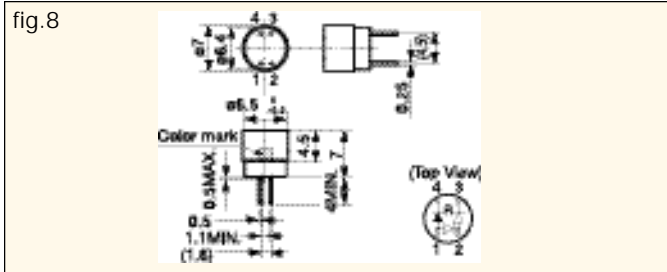
Ta=25°C

Shape	Part No.	Emitted Color	Resin Color	Light Emitting Surface (Outer Size)	No. of Chips	Absolute Max. Rating		Electro-Optical Characteristics			fig.
						Power Dissipation Pd	Luminous Intensity Iv				
							MIN.	TYP.	If		
	MU09-9101	Red	Milky White	6.4 (7)	1	60	4	8	20	8	
		Pure Green			2	125	4	6	20		
	MU09-9102	Red	Milky White		1	60	4	8	20		
		Yellow			2	150	6	12	20		
	MU09-9103	Red	Milky White		1	60	4	8	20		
		Orange			2	125	4	8	20		
	MU11-2201	Red	Red	4.6X9.5 (5.6X10.5)	2	120	10	20	20	9	
	MU11-3201	Orange	Orange		2	125	5	10	20		
	MU11-4201	Yellow	Yellow		2	150	10	20	20		
	MU11-5201	Pure Green	Green		2	125	5	10	20		
	MU13-9101	Red	Milky White	9X9 (10.1X10.1)	1	60	6	12	20	10	
		Pure Green			5	310	7	14	20		
	MU13-9102	Red	Milky White		1	60	6	12	20		
		Yellow			5	375	20	40	20		
	MU16-2101	Red	Red	4X12 (5X13)	2	120	8	16	20	11	
	MU16-2105	Red	Milky White		2	120	8	16	20		
	MU16-3101	Orange	Orange		2	125	6	12	20		
			Milky White		2	125	6	12	20		
	MU16-4101	Yellow	Yellow		2	150	8	16	20		
			Milky White		2	150	8	16	20		
	MU16-5101	Pure Green	Green		2	125	4	8	20		
			Milky White		2	125	4	8	20		
	MU17-2101	Red	Red	4X19 (5X20)	3	180	12	24	20	12	
	MU17-2105	Red	Milky White		3	180	12	24	20		
	MU17-3101	Orange	Orange		3	190	9	18	20		
			Milky White		3	190	9	18	20		
	MU17-4101	Yellow	Yellow		3	225	12	24	20		
			Milky White		3	225	12	24	20		
	MU17-5101	Pure Green	Green		3	190	5	10	20		
			Milky White		3	190	5	10	20		
Units				mm	pcs	mW	mcd		mA		

## Package Dimensions

unit : mm

Tolerance : ±0.25mm



# SUPER BRIGHT LED LIGHT BAR MODULE

## Characteristics by Shape

Ta=25°C

Shape	Part No.	Emitted Color	Resin Color	Light Emitting Surface (Outer Size)	No. of Chips	Absolute Max. Rating		Electro-Optical Characteristics			fig.
						Power Dissipation Pd	Luminous Intensity Iv				
							MIN.	TYP.	If		
	MU20-2101	Red	Red	5X9 (6X10)	1	60	4	8	20	13	
	MU20-2105		Milky White		1	60	4	8	20		
	MU20-3101	Orange	Orange		1	62.50	3	6	20		
	MU20-3105		Milky White		1	62.50	3	6	20		
	MU20-4101	Yellow	Yellow		1	75	4	8	20		
	MU20-4105		Milky White		1	75	4	8	20		
	MU20-5101	Pure Green	Green		1	62.50	2	4	20		
	MU20-5105		Milky White		1	62.50	2	4	20		
	MU91-2001	Red	Red	6X6 (6X6)	1	60	3	6	20	14	
	MU91-3001	Orange	Orange		1	75	3	6	20		
	MU91-4001	Yellow	Yellow		1	75	3	6	20		
	MU91-5001	Pure Green	Green		1	75	1.2	2.4	20		
	MU92-2001	Red	Red	9X5 (9X5)	1	60	3	6	20	15	
	MU92-3001	Orange	Orange		1	75	3	6	20		
	MU92-4001	Yellow	Yellow		1	75	3	6	20		
	MU92-5001	Pure Green	Green		1	75	1.2	2.4	20		
	MU93-2001	Red	Red	10X10 (10X10)	1	60	4	8	20	16	
	MU93-3001	Orange	Orange		1	75	4	8	20		
	MU93-4001	Yellow	Yellow		1	75	4	8	20		
	MU93-5001	Pure Green	Green		1	75	1.5	3	20		
Units				mm	pcs	mW	mcd		mA		

## Package Dimensions

unit : mm

Tolerance : ±0.25mm

fig.12

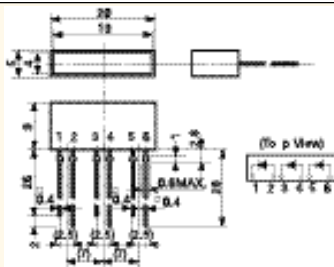


fig.13

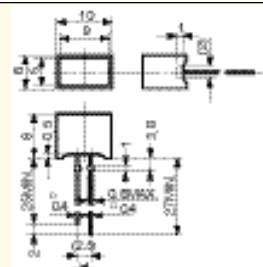


fig.14

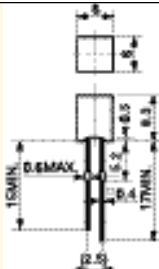


fig.15

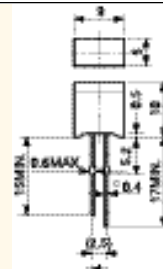


fig.16

