

High h_{FE}
Low $V_{CE(sat)}$

2SC4495

Silicon NPN Triple Diffused Planar Transistor

Application : Audio Temperature Compensation and General Purpose

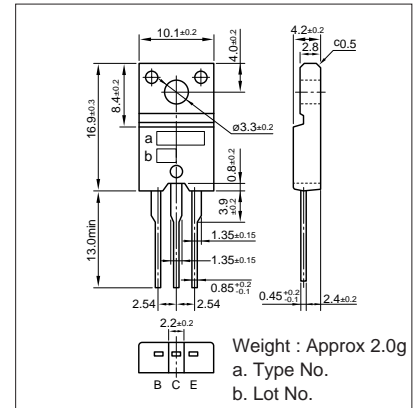
Absolute maximum ratings ($T_a=25^\circ\text{C}$)

Symbol	2SC4495	Unit
V_{CBO}	80	V
V_{CEO}	50	V
V_{EBO}	6	V
I_c	3	A
I_B	1	A
P_c	25($T_c=25^\circ\text{C}$)	W
T_j	150	$^\circ\text{C}$
T_{stg}	-55 to +150	$^\circ\text{C}$

Electrical Characteristics ($T_a=25^\circ\text{C}$)

Symbol	Conditions	2SC4495	Unit
I_{CBO}	$V_{CB}=80\text{V}$	10max	μA
I_{EBO}	$V_{EB}=6\text{V}$	10max	μA
$V_{(BR)CEO}$	$I_c=25\text{mA}$	50min	V
h_{FE}	$V_{CE}=4\text{V}, I_c=0.5\text{A}$	500min	
$V_{CE(sat)}$	$I_c=1\text{A}, I_B=20\text{mA}$	0.5max	V
f_T	$V_{CE}=12\text{V}, I_E=-0.1\text{A}$	40typ	MHz
COB	$V_{CB}=10\text{V}, f=1\text{MHz}$	30typ	pF

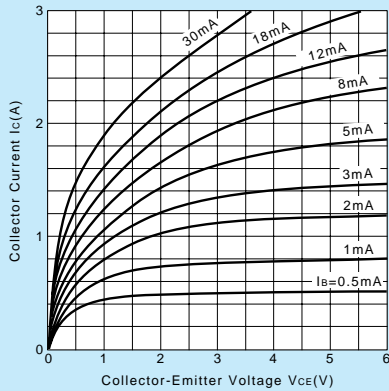
External Dimensions FM20(TO220F)



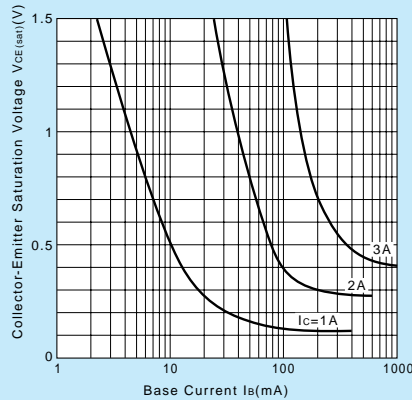
Typical Switching Characteristics (Common Emitter)

V_{CC} (V)	R_L (Ω)	I_c (A)	V_{BB1} (V)	V_{BB2} (V)	I_{B1} (mA)	I_{B2} (mA)	t_{on} (μs)	t_{stg} (μs)	t_f (μs)
20	20	1	10	-5	15	-30	0.45typ	1.60typ	0.85typ

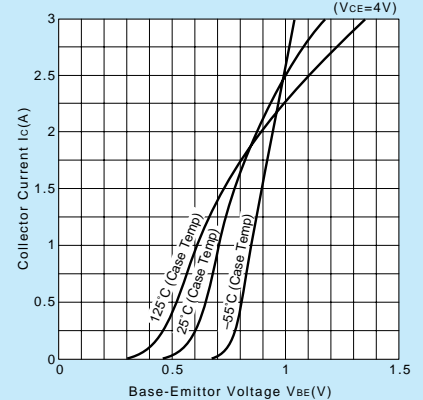
I_c-V_{CE} Characteristics (Typical)



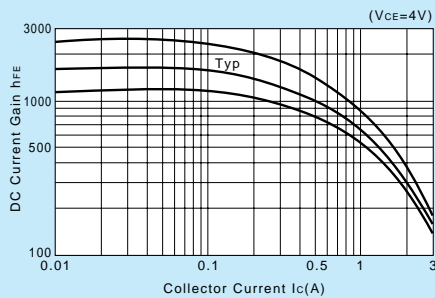
$V_{CE(sat)}-I_B$ Characteristics (Typical)



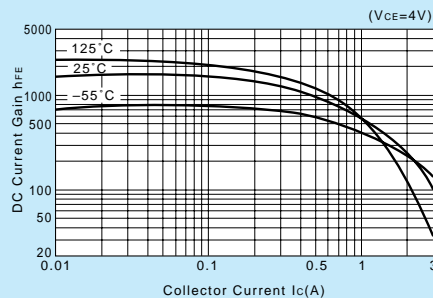
I_c-V_{BE} Temperature Characteristics (Typical)



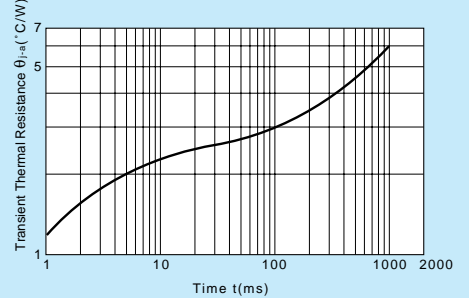
$h_{FE}-I_c$ Characteristics (Typical)



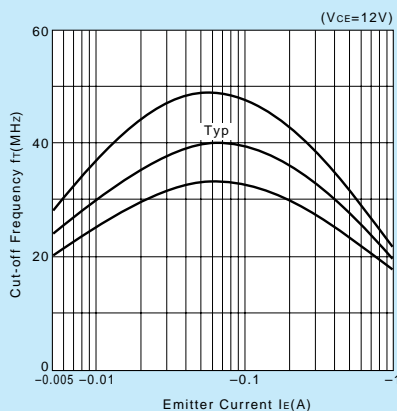
$h_{FE}-I_c$ Temperature Characteristics (Typical)



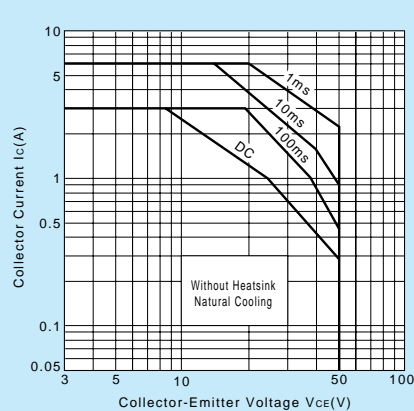
$\theta_{j-a}-t$ Characteristics



f_T-I_E Characteristics (Typical)



Safe Operating Area (Single Pulse)



P_c-T_a Derating

