

SANYO	No.2538A	2SB1266/2SD1902
		PNP/NPN Triple Diffused Planar Type Silicon Transistors AF POWER AMP APPLICATIONS

Features

- . Suitable for sets whose height is restricted
- . Wide ASO (adoption of MBIT process)
- . High reliability

(): 2SB1266

Absolute Maximum Ratings at Ta=25°C

			unit
Collector to Base Voltage	V _{CBO}	(-)60	V
Collector to Emitter Voltage	V _{CEO}	(-)60	V
Emitter to Base Voltage	V _{EBO}	(-)6	V
Collector Current	I _C	(-)3	A
Peak Collector Current	i _{cp}	(-)8	A
Collector Dissipation	P _C	1.65	W
		Tc=25°C	
		30	W
Junction Temperature	T _j	150	°C
Storage Temperature	T _{stg}	-55 to +150	°C

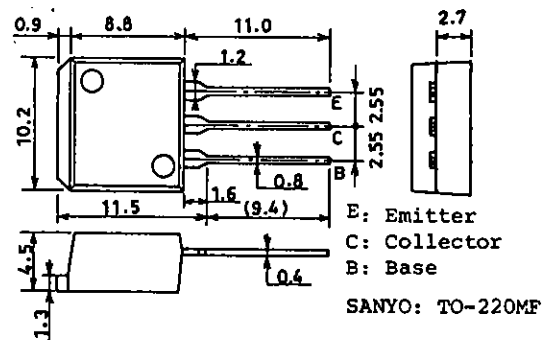
Electrical Characteristics at Ta=25°C

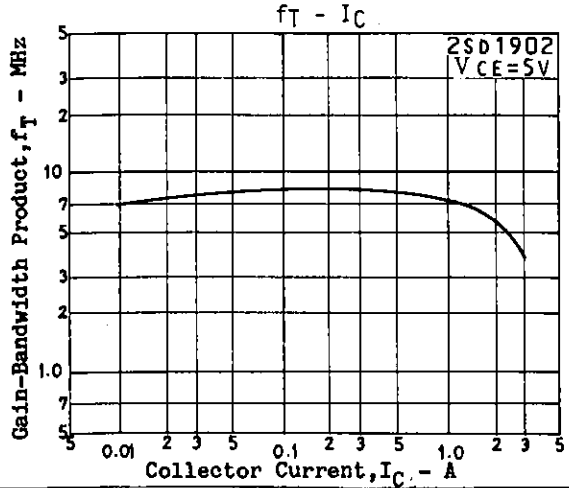
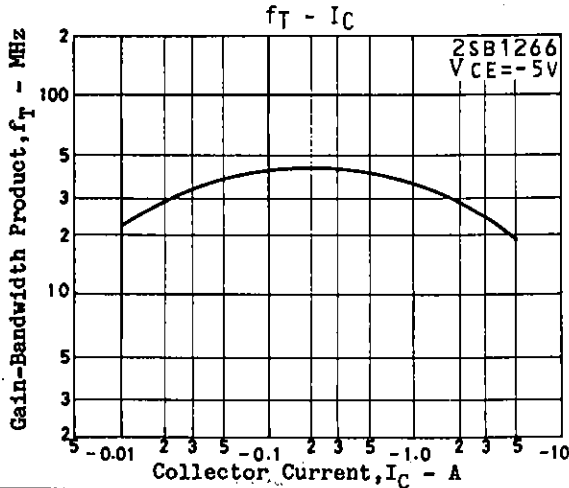
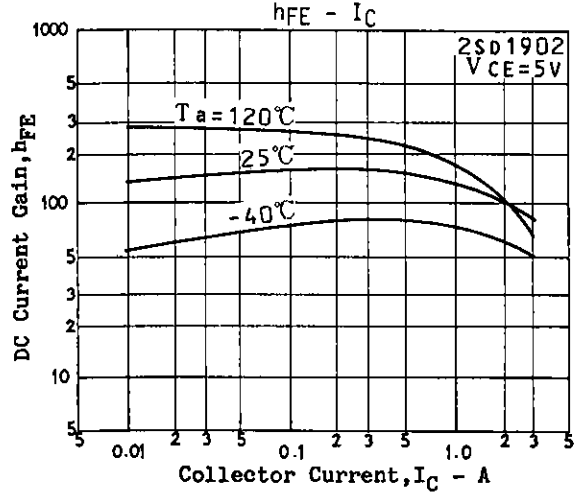
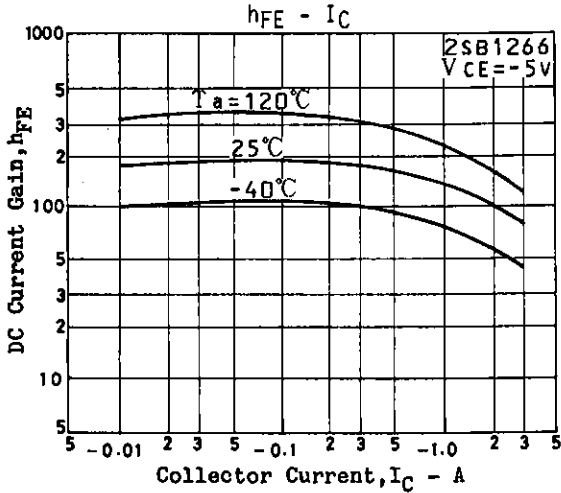
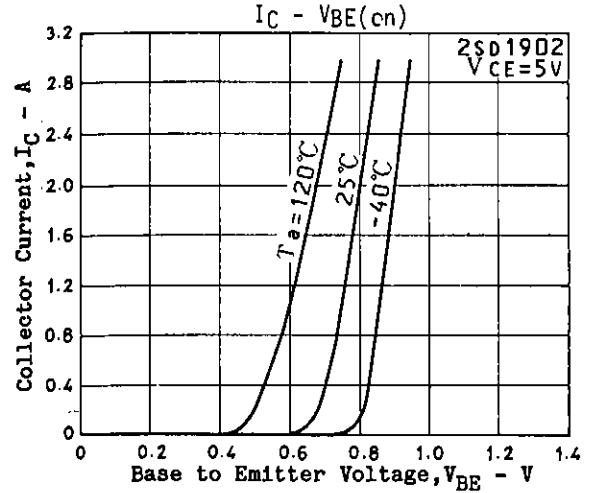
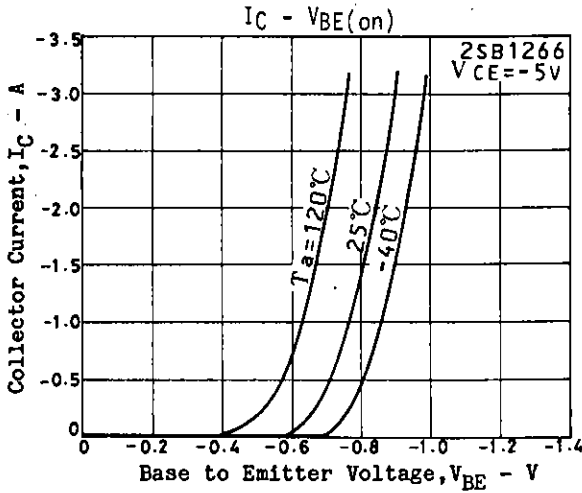
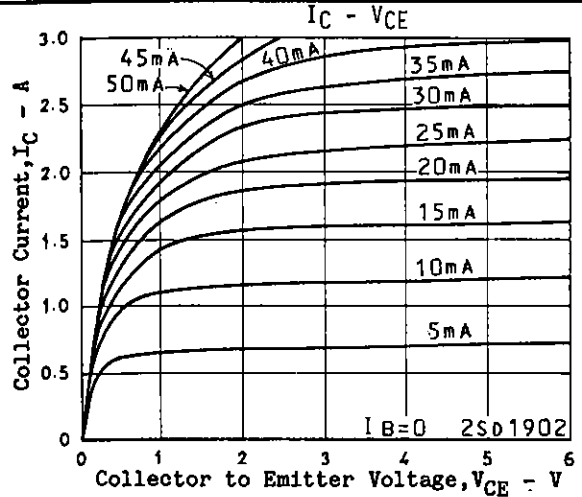
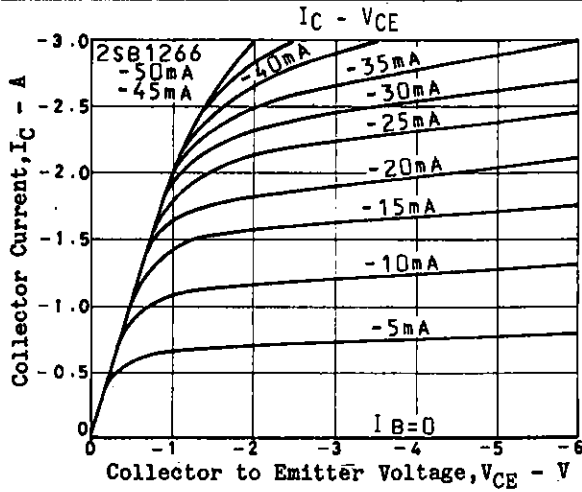
		min	typ	max	unit
Collector Cutoff Current	I _{CBO}			(-)100	µA
Emitter Cutoff Current	I _{EBO}			(-)100	µA
DC Current Gain	h _{FE} (1)	70*		280*	
	h _{FE} (2)	20			
Gain-Bandwidth Product	f _T		(8)40		MHz
Output Capacitance	c _{ob}		(60)110		pF
C-E Saturation Voltage	V _{CE(sat)}		(-)0.4	(-)1	V
Base to Emitter Voltage	V _{BE}		(-)0.7	(-)1	V
C-B Breakdown Voltage	V(BR)CBO	(-)60			V
C-E Breakdown Voltage	V(BR)CEO	(-)60			V
E-B Breakdown Voltage	V(BR)EBO	(-)6			V

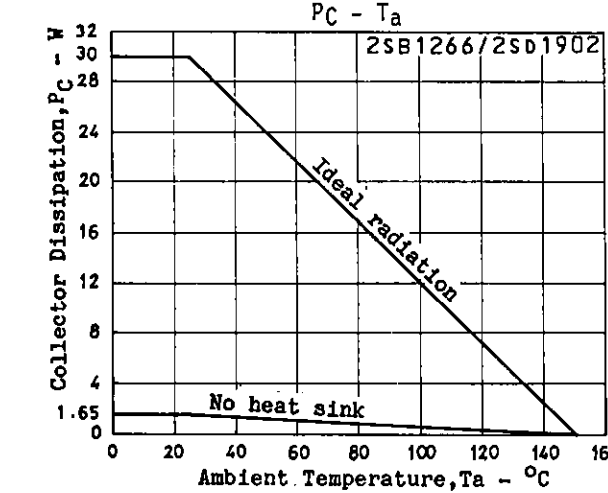
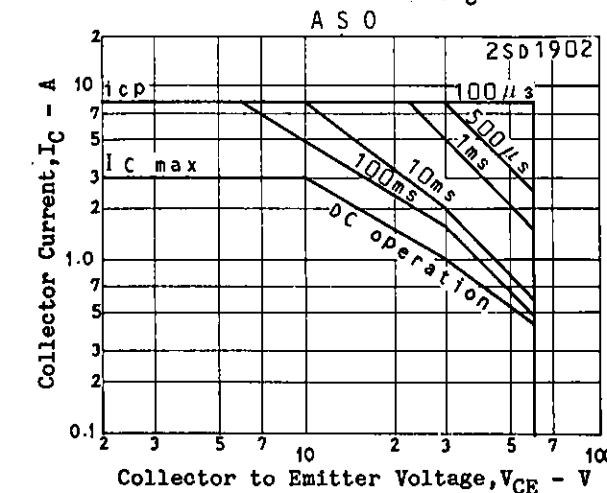
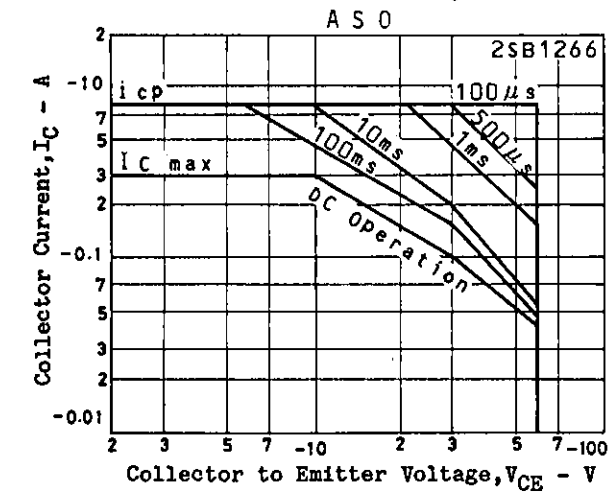
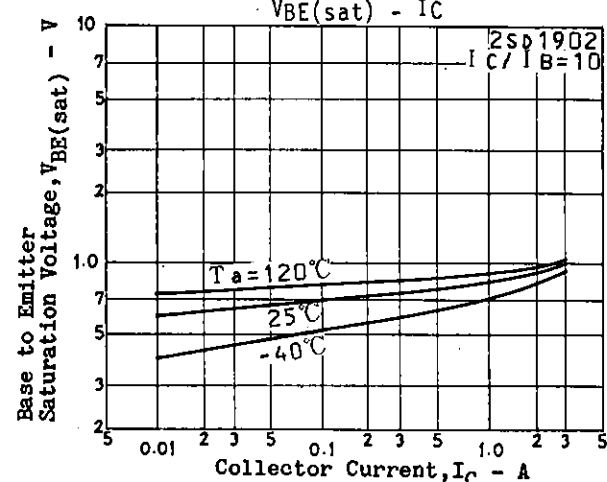
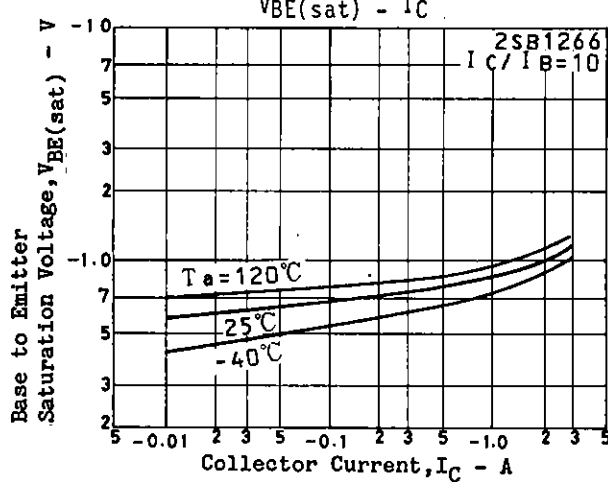
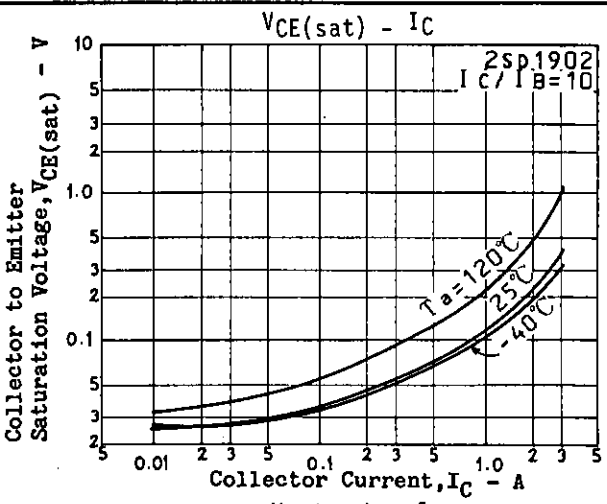
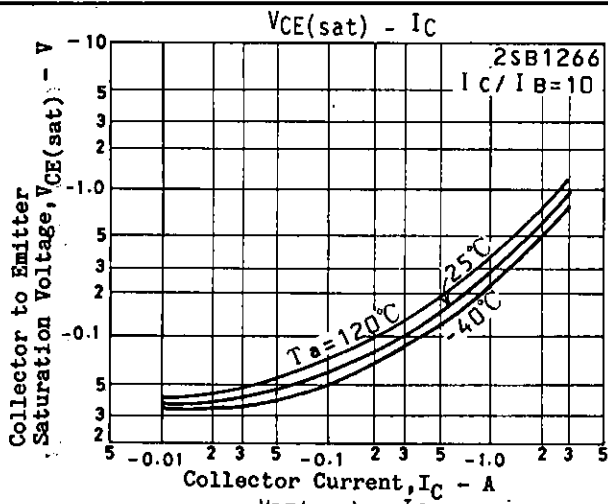
*: The 2SB1266/2SD1902 are classified by 0.5A h_{FE} as follows:

70	Q	140	100	R	200	140	S	280
----	---	-----	-----	---	-----	-----	---	-----

Package Dimensions 2049B
(unit: mm)







- No products described or contained herein are intended for use in surgical implants, life-support systems, aerospace equipment, nuclear power control systems, vehicles, disaster/crime-prevention equipment and the like, the failure of which may directly or indirectly cause injury, death or property loss.
- Anyone purchasing any products described or contained herein for an above-mentioned use shall:
 - ① Accept full responsibility and indemnify and defend SANYO ELECTRIC CO., LTD., its affiliates, subsidiaries and distributors and all their officers and employees, jointly and severally, against any and all claims and litigation and all damages, cost and expenses associated with such use:
 - ② Not impose any responsibility for any fault or negligence which may be cited in any such claim or litigation on SANYO ELECTRIC CO., LTD., its affiliates, subsidiaries and distributors or any of their officers and employees jointly or severally.
- Information (including circuit diagrams and circuit parameters) herein is for example only; it is not guaranteed for volume production. SANYO believes information herein is accurate and reliable, but no guarantees are made or implied regarding its use or any infringements of intellectual property rights or other rights of third parties.