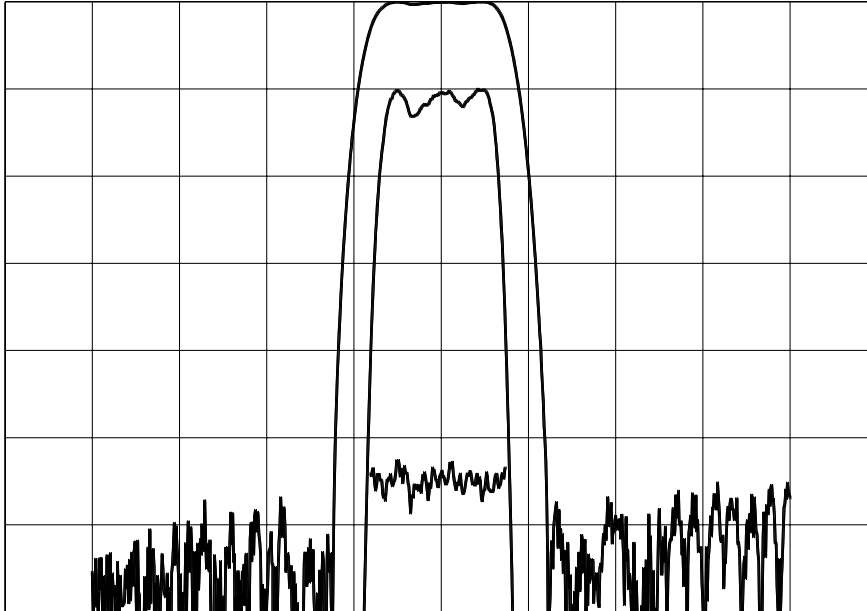


TYPICAL PERFORMANCE



Horizontal: 2.0 MHz/div Vertical (from top): Magnitude 10 dB/div
 Magnitude 1 dB/div
 Group Delay 100 ns./div

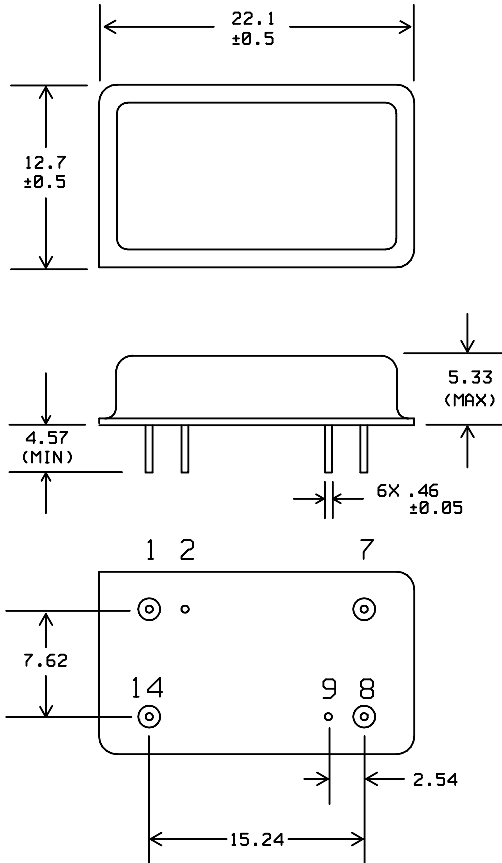
SPECIFICATION

| Parameter | Min. | Typ. | Max. | Units. |
|--------------------------------------|--------------------|-------|-------|---------|
| Center Frequency (Fc) ¹ | 139.9 | 140.0 | 140.1 | MHz |
| Insertion Loss at Fc | | 24.2 | 27.5 | dB |
| 1 dB Bandwidth | 2.4 | 2.7 | | MHz |
| 3 dB Bandwidth | 3 | 3.1 | | MHz |
| 40 dB Bandwidth | | 4.6 | 5 | MHz |
| Passband Ripple | | 0.3 | 0.5 | dB p-p |
| Phase Ripple | | 2.0 | 3 | deg p-p |
| Group Delay Ripple | | 35 | 90 | ns p-p |
| Absolute Delay | | 2.44 | | us |
| Ultimate Rejection | 50 | 55 | | dB |
| Temperature Coefficient of Frequency | | -96 | | ppm/° C |
| Substrate Material | YZ Lithium Niobate | | | |
| Source and Load Impedance | 50 | | | Ω |
| Ambient Temperature | 25 | | | ° C |

Notes:

1: Mean value of the 3 dB band edges.

PACKAGE OUTLINE

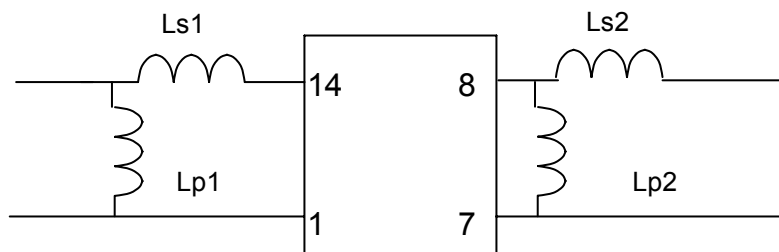


Units: mm

Pin Configuration:

Input: 14
Input Return: 1
Output: 8
Output Return: 7
Ground: 2,9

MATCHING CIRCUIT



Component values:

$Ls1 = 56$ nH $Ls2 = 39$ nH (Minimum Q = 45)
 $Lp1 = 56$ nH $Lp2 = 56$ nH

Notes

1. Recommend use of 2% tolerance components.
2. Optimum values depend on board layout. Values intended as guide only.

ISO 9001
Registered

Micro Networks