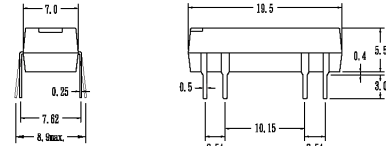
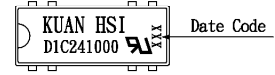


**Features**

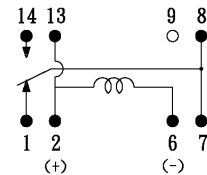
1. Molded epoxy body.
2. Dip type construction with the same terminal pitch as ICs or TTLs simplifies PC board designing. In addition, the high sensitivity allows direct driving by TTL, etc.
3. Automatic insertion compatible.
4. Sealed construction permits automatic flow soldering and cleaning.
5. Diode & Magnetic shield are available.

**Outside Dimension:Unit (mm)**



TOLERANCE : ± 0.1mm

**Schematic:Top View**



**Coil Ratings**

(AT 20°C)

| Parameter                  | Rating | Unit      |
|----------------------------|--------|-----------|
| Coil Resistance            | 2150   | Ω ( ±10%) |
| Nominal Coil Voltage       | 24     | VDC       |
| Maximum Continuous Voltage | 28     | VDC       |
| Must Operate               | 18     | VDC       |
| Must Release               | 2.4    | VDC       |
| Rated Current              | 11.1   | mA        |

**Electrical Characteristics**

| Parameter                                 | Rating              | Unit      |
|---|---------------------|-----------|
| Contact Resistance                        | 150                 | mΩ (max)  |
| Operate Time                              | 1.0                 | ms(max)   |
| Bounce Time                               | 2.0                 | ms(max)   |
| Release Time                              | 1.0                 | ms(max)   |
| Insulation Resistance (100VDC )           | 10 <sup>9</sup>     | Ω (min)   |
| Power                                     | 3                   | VA(max)   |
| Switching Voltage                         | 100                 | VDC(max)  |
| Switching Current                         | 0.25                | A(max)    |
| Carry Current                             | 0.5                 | A(max)    |
| Breakdown Voltage ( Across Open Contact ) | 200                 | VDC(min)  |
| ( Between Coil & Contact )                | 500                 | VDC(min)  |
| Life Expectancy (Signal Level)            | 5 x 10 <sup>7</sup> |           |
| Operating Temp                            | -40 to 85           | °C        |
| Storage Temp                              | -50 to 125          | °C        |
| Resonant Frequency                        | 3.5                 | KHZ       |
| Vibration ( 10-2000HZ )                   | 20                  | g(max)    |
| Minimum Permissible Load                  | 100                 | mVDC 10μA |