


Surface Mount Inductor



FEATURES

- Low profile 0.047" [1.19mm] maximum thickness.
- Self shielding.
- Surface mountable.
- High Q for high efficiency.
- Excellent energy storage.
- Monolithic, ferrite construction.
- Terminals designed for maximum trace EMI and compact circuit design.
- 1500 pieces, 7" reel.
- Patents obtained.

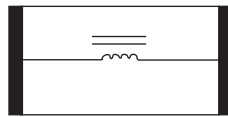
APPLICATIONS

Low profile DC/DC converters.
 Type I PCMCIA.
 Hand held electronics.
 Flat panel displays.

ELECTRICAL SPECIFICATIONS

Inductance Range: 4.7μH to 10μH.
Inductance Tolerance: ± 20%.
Temperature Range: - 40°C to + 85°C.

SCHEMATIC

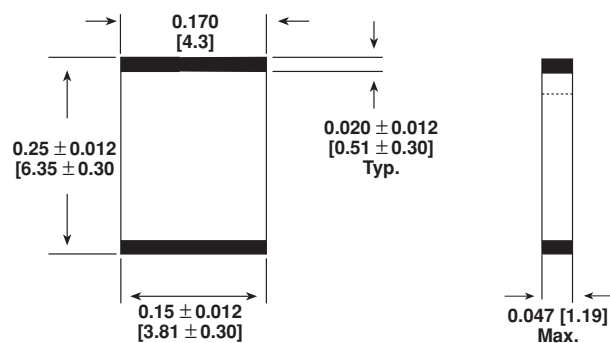


STANDARD ELECTRICAL SPECIFICATIONS

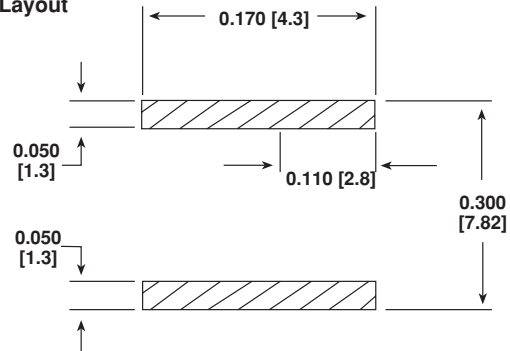
MODEL	IND. (μH) ± 20% @ 1MHz w/ 300mADC	Q @ 1MHz/7MHz (Min.)	SELF RESONANT FREQ. MIN. (MHz)	DCR MAX. (Ohms)	RATED DC CURRENT (mA)
ILS-2515-01	4.7	25/55	20	0.58	500
ILS-2515-02	10.0	25/50	15	0.95	500

DIMENSIONS [in inches millimeters]

Dimensional Outline



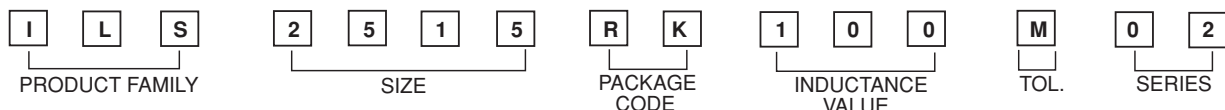
Pad Layout



DESCRIPTION

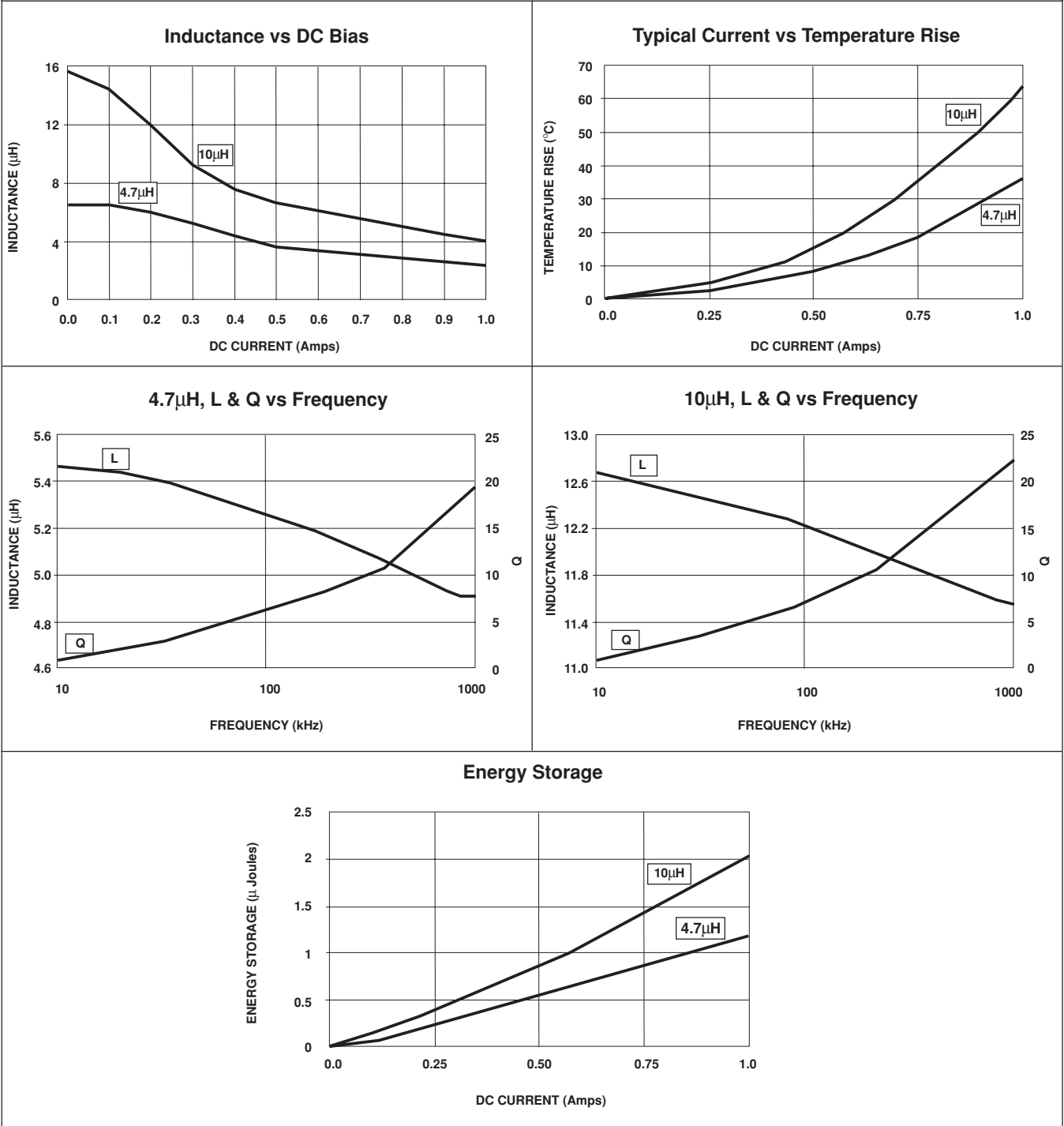
ILS-2515 MODEL	10μH INDUCTANCE VALUE - 01 (4.7μH) - 02 (10μH)	± 20% INDUCTANCE TOLERANCE
-------------------	---	----------------------------------

SAP PART NUMBERING GUIDELINES (INTERNAL)



See the end of this data book for conversion tables

PERFORMANCE GRAPHS



PACKAGING OPTIONS

- Tape and Reel:
 Embossed plastic carrier tape.
 Per EIA481-1.
 1500 pieces on a 7" reel.