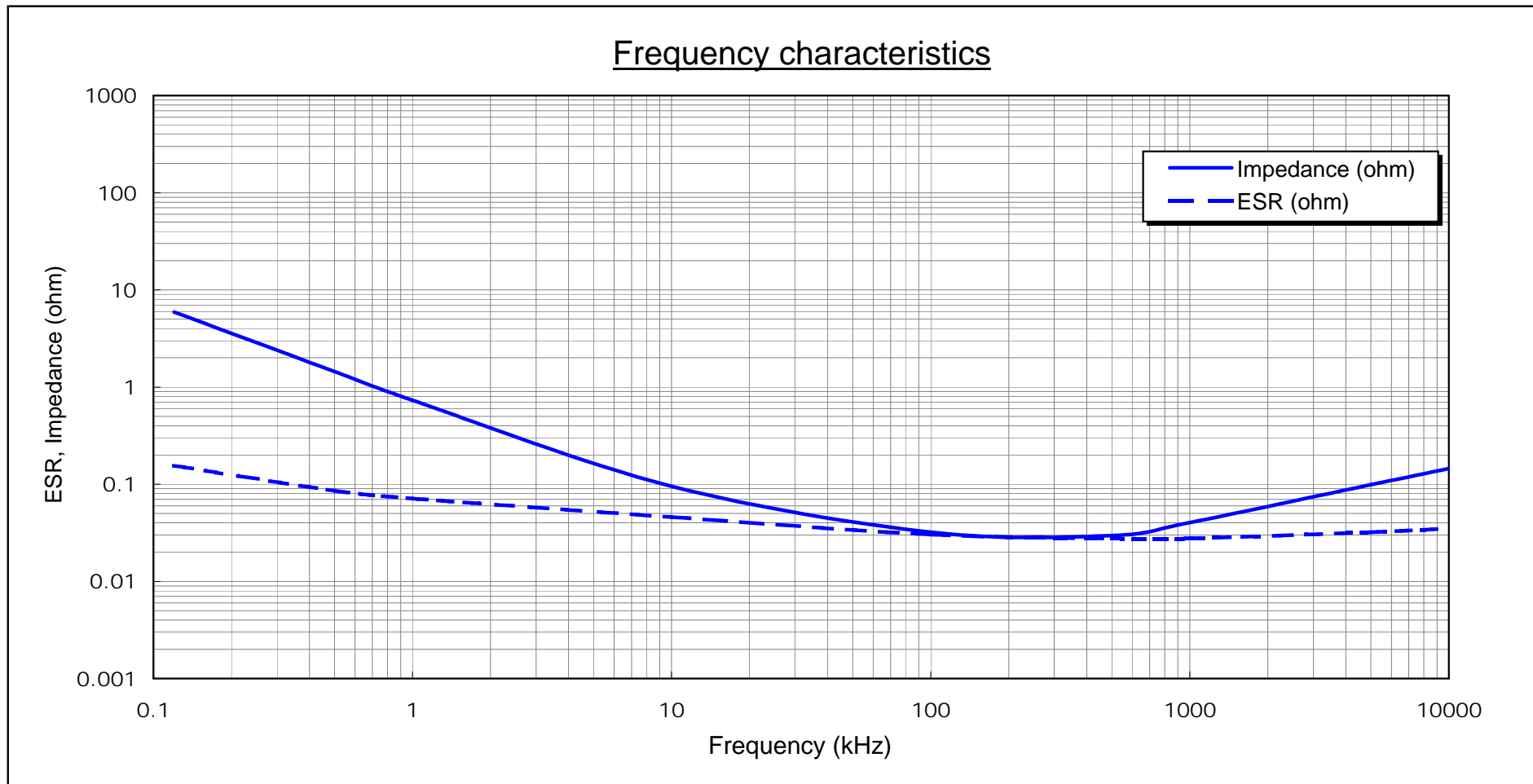


OS-CON DATA SHEET

OS-CON 6SVP220MX

No.OS02N-DFSVP031

Frequency (kHz)	0.12	0.5	1	10	100	500	1000	5000	10000
Impedance (ohm)	5.914	1.444	0.733	0.095	0.032	0.030	0.040	0.099	0.145
ESR (ohm)	0.155	0.086	0.071	0.046	0.030	0.028	0.028	0.032	0.035



Measuring equipment: HP4194A
Test fixture: HP16047C
Measuring position: root of leads

OS Engineering Department, OS-CON Control Department
Saga SANYO Industries Co., Ltd.

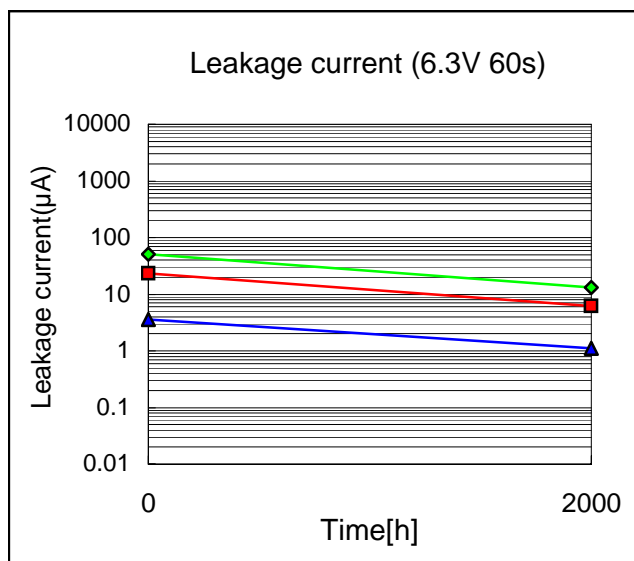
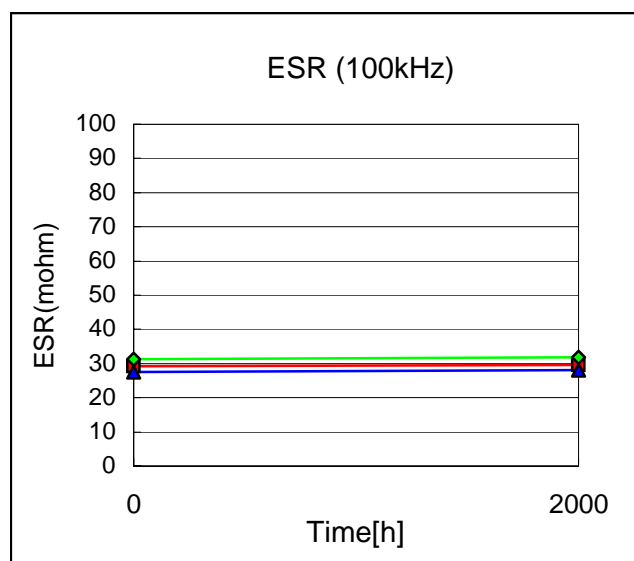
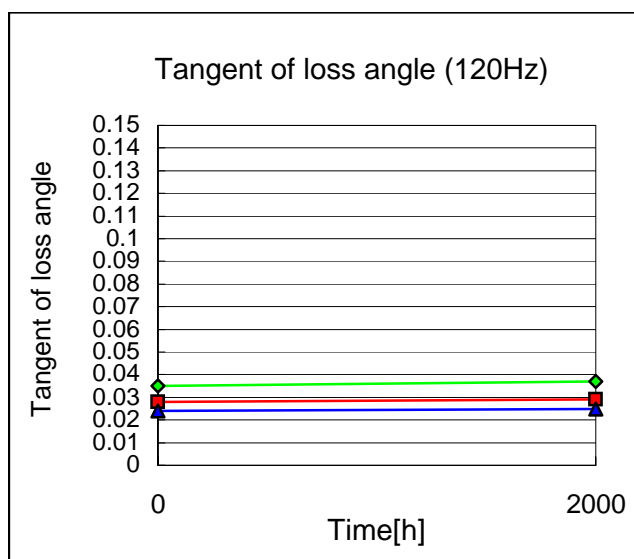
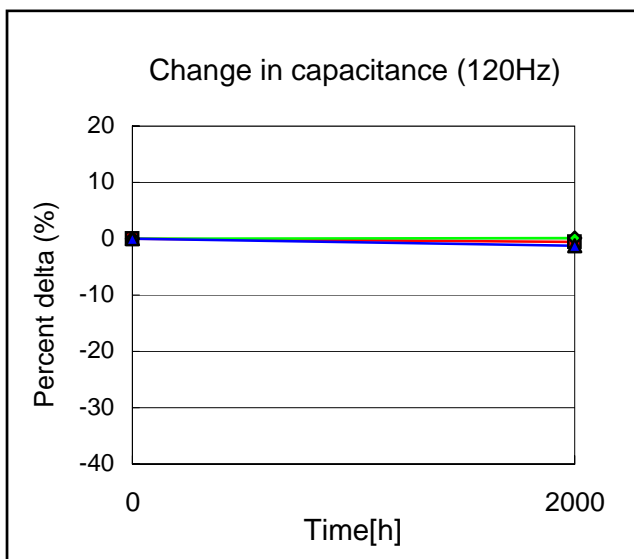
n = 3p.(Ave.)
Room temperature

OS-CON DATA SHEET

OS-CON™ SVP series

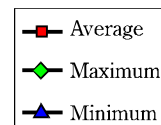
SANYO

Test item Endurance (After V.P.S test)	Test temperature 105 deg.C	Model 6SVP220MX
	Applied voltage 6.3V	Lot No. 1N1702221



Note: n =30p.

V.P.S test conditions : 230deg.Cx75sx2times
(V.P.S = Vapor Phase Soldering method)



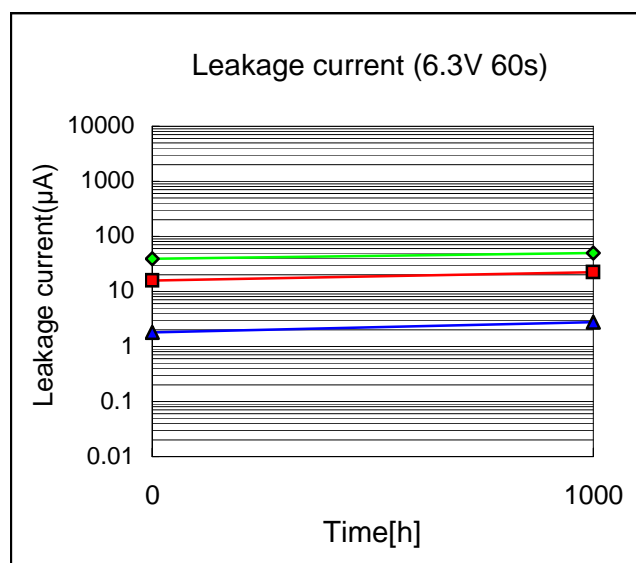
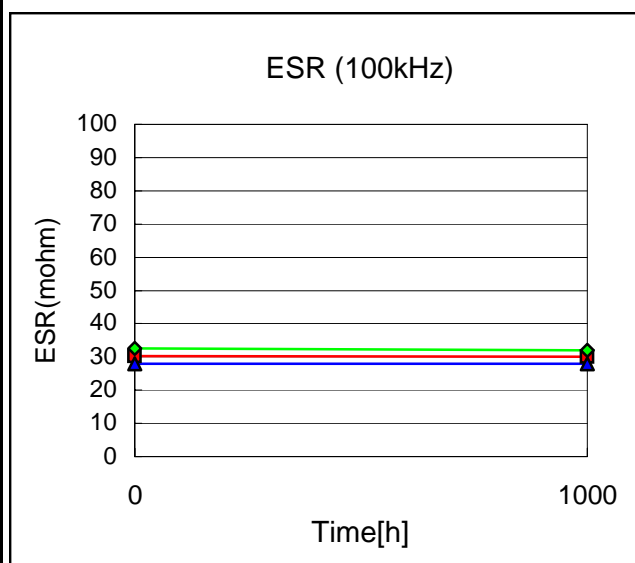
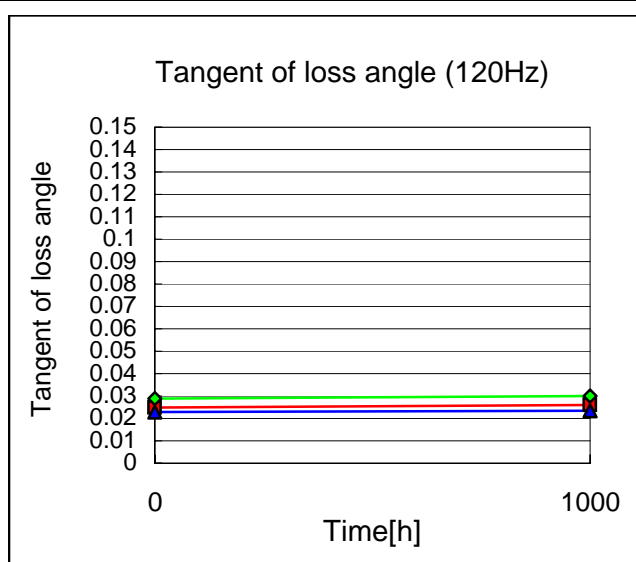
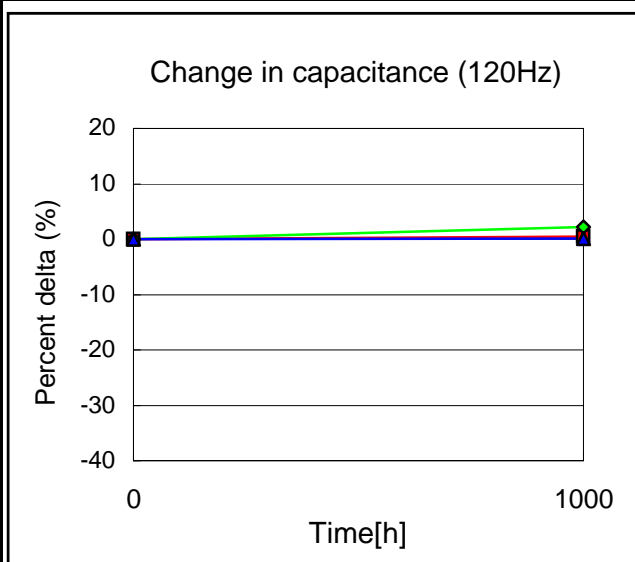
Start on December 13, 2001	Executed by M. Koyama	
End on March 6, 2002	Drawn by M. Kimura	No.OS02D-DESVP031
OS Engineering Department, OS-CON Control Department, Saga SANYO Industries Co., Ltd.		

OS-CON DATA SHEET

OS-CON™ SVP series


SANYO

Test item Damp heat (Steady state) (After V.P.S test)	Test temperature 60 deg.C	Model 6SVP220MX
	Test humidity 90 % RH	Lot No. 1N1702221



Note: n =20p.

V.P.S test conditions : 230deg.Cx75sx2times
(V.P.S = Vapor Phase Soldering method)



Start on December 13, 2001	Executed by M. Koyama	
End on January 24, 2002	Drawn by M. Kimura	No.OS02D-DHSVP031
OS Engineering Department, OS-CON Control Department, Saga SANYO Industries Co., Ltd.		