

Axial Lead and Cartridge Fuses

Subminiature

RoHS **LT-5™** Fast-Acting Fuse 662 Series



ELECTRICAL CHARACTERISTICS:

% of Ampere Rating	Time
150%	1 hour, Minimum
210%	30 minutes, Maximum
275%	.010 sec Min. ; 3 sec Max
400%	.003 sec Min. ; .030 sec Max
1000%	.020 sec Maximum

AGENCY APPROVALS: IEC 60127-3/1: VDE and Semko approved 50 mA through 3.15 A. Recognized under the Components Program Underwriters Laboratories and CSA accepted 40mA through 5A.

INTERRUPTING RATINGS: 35A or 10X rated current; whichever is greater.

ENVIRONMENTAL SPECIFICATIONS:

Operating Temperature: -40°C to +85°C.

Case Resistance: Min 100 Mohms, according to EIA/IS-722, 4.7

Vibration: 20gn, 20 min, 10Hz to 2,000Hz, 12 cycles according to EIA/IS-722, 4.10 (Frequency range 10-2000Hz, cross-over frequency 60 Hz according to IEC 60068-2-6, test Fc)

Mechanical Shock: 50g, half sine wave, 11ms, 3 times each direction according to IEC 60068-2-27.

Resistance to Cleaning Solvents: Clean according to EIA/IS-722, 4.11

Resistance to Soldering Heat: 10 sec. At 260°C to IEC 60068-2-20, test Tb

Terminal Strength: Tensile load min. 9N, according to EIA/IS-722, 4.5.5

PHYSICAL SPECIFICATIONS:

Materials: Temperature Resistant Body, UL 94V-0; Sn Coated Copper Wire Terminals.

Solderability: IEC 60068-2-20, test Ta

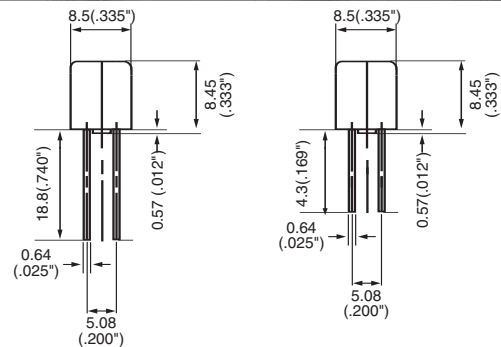

Soldering Parameters: Wave Solder – 235°C, 2 seconds maximum.

PACKAGING:

Please refer to the following suffixes when ordering:

- 100 Piece Bulk: Short Leads use suffix HXSL; Long Leads use suffix HXLL
- 750 Piece Tape and Reel per IEC 286-2: (Long Leads only) use suffix ZRLL
- 1000 Piece Ammo Pack use suffix MALL

PATENTED



ORDERING INFORMATION:

Catalog Number	Ampere Rating	Voltage Rating	Nominal Resistance Cold mOhms	Nominal Melting Pt A ² Sec
0662.040	.040	250	7500	0.00016
0662.050	.050	250	4483	0.00040
0662.063	.063	250	3866	0.001
0662.080	.080	250	2545	0.001
0662.100	.100	250	2010	0.002
0662.125	.125	250	1346	0.006
0662.160	.160	250	2960	0.014
0662.200	.200	250	2256	0.024
0662.250	.250	250	1460	0.058
0662.315	.315	250	1209	0.104
0662.400	.400	250	180	0.044
0662.500	.500	250	128	0.090
0662.630	.630	250	96	0.150
0662.800	.800	250	78	0.220
0662.001.	1.00	250	64	0.330
0662.1.25	1.25	250	45	0.680
0662.01.6	1.60	250	37	0.940
0662.002.	2.00	250	29	1.33
0662.02.5	2.50	250	24	1.94
0662.3.15	3.15	250	17	5.40
0662.004.	4.00	250	13	7.90
0662.005.	5.00	250	10	11.19

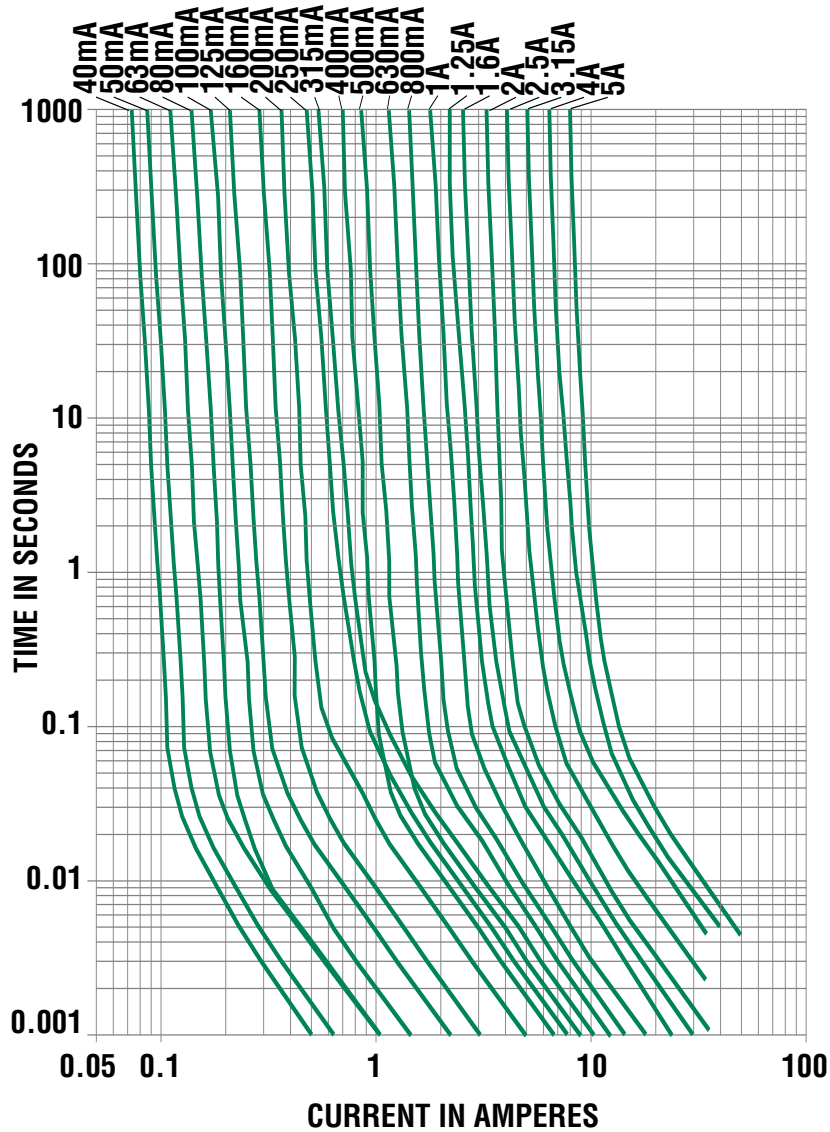
Refer to page 342 for LT-5™ holder information.

Axial Lead and Cartridge Fuses

Subminiature

LT-5™ Fast-Acting Fuse 662 Series

Average Time Current Curves



11
AXIAL LEAD AND
CARTRIDGE FUSES