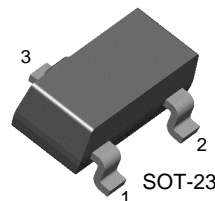


KST5088/5089

Low Noise Transistor



1. Base 2. Emitter 3. Collector

NPN Epitaxial Silicon Transistor

Absolute Maximum Ratings $T_a=25^\circ\text{C}$ unless otherwise noted

Symbol	Parameter	Value	Units	
V_{CBO}	Collector-Base Voltage	: KST5088	35	V
		: KST5089	30	V
V_{CEO}	Collector-Emitter Voltage	: KST5088	30	V
		: KST5089	25	V
V_{EBO}	Emitter-Base Voltage	4.5	V	
I_C	Collector Current	50	mA	
P_C	Collector Power Dissipation	350	mW	
T_{STG}	Storage Temperature	150	$^\circ\text{C}$	


Electrical Characteristics $T_a=25^\circ\text{C}$ unless otherwise noted

Symbol	Parameter	Test Condition	Min.	Max.	Units		
BV_{CBO}	Collector-Base Breakdown Voltage	$I_C=100\mu\text{A}, I_E=0$: KST5088	35	V		
			: KST5089	30	V		
BV_{CEO}	Collector-Emitter Breakdown Voltage	$I_C=1\text{mA}, I_B=0$: KST5088	30	V		
			: KST5089	25	V		
I_{CBO}	Collector Cut-off Current	$V_{CB}=20\text{V}, I_E=0$ $V_{CB}=15\text{V}, I_E=0$: KST5088	50	nA		
			: KST5089	50	nA		
I_{EBO}	Emitter Cut-off Current	$V_{EB}=3\text{V}, I_C=0$		50	nA		
h_{FE}	DC Current Gain	$V_{CE}=5\text{V}, I_C=100\mu\text{A}$: KST5088	300	900		
			: KST5089	400			
			: KST5088	$V_{CE}=5\text{V}, I_C=1\text{mA}$	350	1,200	
					: KST5089		450
					: KST5088		300
: KST5089	400						
$V_{CE(sat)}$	Collector-Emitter Saturation Voltage	$I_C=10\text{mA}, I_B=1\text{mA}$		0.5	V		
$V_{BE(sat)}$	Base-Emitter Saturation Voltage	$I_C=10\text{mA}, I_B=1\text{mA}$		0.8	V		
f_T	Current Gain-Bandwidth Product	$V_{CE}=5\text{V}, I_C=500\mu\text{A}, f=20\text{MHz}$	50		MHz		
C_{ob}	Output Capacitance	$V_{CB}=5\text{V}, I_E=0, f=100\text{KHz}$		4	pF		
NF	Noise Figure	$I_C=100\mu\text{A}, V_{CE}=5\text{V}$ $R_S=10\text{K}\Omega, f=10\text{Hz to }15.7\text{KHz}$: KST5088	3	dB		
			: KST5089	2	dB		

Marking Code

Type	KST5088	KST5089
Mark	1Q	1R

Marking



Typical Characteristics

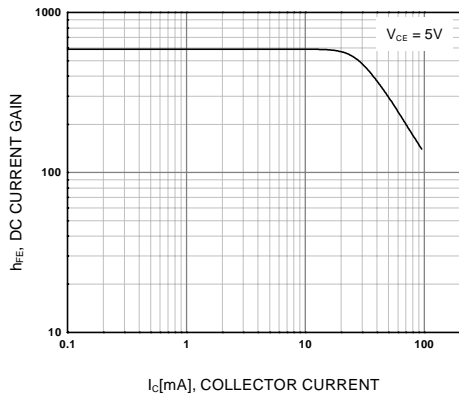


Figure 1. DC current Gain

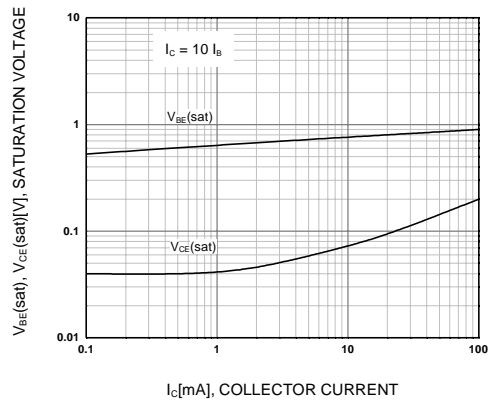


Figure 2. Base-Emitter Saturation Voltage
Collector-Emitter Saturation Voltage

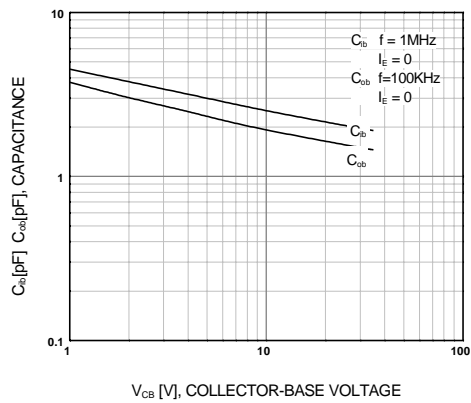


Figure 3. Output Capacitance
Collector-Base Capacitance

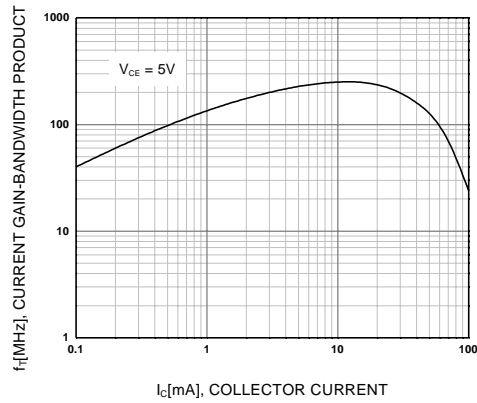


Figure 4. Current Gain Bandwidth Product

Package Dimensions

SOT-23

KST5088/5089



Dimensions in Millimeters

TRADEMARKS

The following are registered and unregistered trademarks Fairchild Semiconductor owns or is authorized to use and is not intended to be an exhaustive list of all such trademarks.

ACE [™]	FACT [™]	ImpliedDisconnect [™]	PACMAN [™]	SPM [™]
ActiveArray [™]	FACT Quiet series [™]	ISOPLANAR [™]	POP [™]	Stealth [™]
Bottomless [™]	FAST [®]	LittleFET [™]	Power247 [™]	SuperSOT [™] -3
CoolFET [™]	FAST ^r [™]	MicroFET [™]	PowerTrench [®]	SuperSOT [™] -6
CROSSVOLT [™]	FRFET [™]	MicroPak [™]	QFET [™]	SuperSOT [™] -8
DOME [™]	GlobalOptoisolator [™]	MICROWIRE [™]	QS [™]	SyncFET [™]
EcoSPARK [™]	GTO [™]	MSX [™]	QT Optoelectronics [™]	TinyLogic [™]
E ² CMOS [™]	HiSeC [™]	MSXPro [™]	Quiet Series [™]	TruTranslation [™]
EnSigna [™]	I ² C [™]	OCX [™]	RapidConfigure [™]	UHC [™]
Across the board. Around the world. [™]		OCXPro [™]	RapidConnect [™]	UltraFET [®]
The Power Franchise [™]		OPTOLOGIC [®]	SILENT SWITCHER [®]	VCX [™]
Programmable Active Droop [™]		OPTOPLANAR [™]	SMART START [™]	

DISCLAIMER

FAIRCHILD SEMICONDUCTOR RESERVES THE RIGHT TO MAKE CHANGES WITHOUT FURTHER NOTICE TO ANY PRODUCTS HEREIN TO IMPROVE RELIABILITY, FUNCTION OR DESIGN. FAIRCHILD DOES NOT ASSUME ANY LIABILITY ARISING OUT OF THE APPLICATION OR USE OF ANY PRODUCT OR CIRCUIT DESCRIBED HEREIN; NEITHER DOES IT CONVEY ANY LICENSE UNDER ITS PATENT RIGHTS, NOR THE RIGHTS OF OTHERS.

LIFE SUPPORT POLICY

FAIRCHILD'S PRODUCTS ARE NOT AUTHORIZED FOR USE AS CRITICAL COMPONENTS IN LIFE SUPPORT DEVICES OR SYSTEMS WITHOUT THE EXPRESS WRITTEN APPROVAL OF FAIRCHILD SEMICONDUCTOR CORPORATION.

As used herein:

1. Life support devices or systems are devices or systems which, (a) are intended for surgical implant into the body, or (b) support or sustain life, or (c) whose failure to perform when properly used in accordance with instructions for use provided in the labeling, can be reasonably expected to result in significant injury to the user.
2. A critical component is any component of a life support device or system whose failure to perform can be reasonably expected to cause the failure of the life support device or system, or to affect its safety or effectiveness.

PRODUCT STATUS DEFINITIONS

Definition of Terms

Datasheet Identification	Product Status	Definition
Advance Information	Formative or In Design	This datasheet contains the design specifications for product development. Specifications may change in any manner without notice.
Preliminary	First Production	This datasheet contains preliminary data, and supplementary data will be published at a later date. Fairchild Semiconductor reserves the right to make changes at any time without notice in order to improve design.
No Identification Needed	Full Production	This datasheet contains final specifications. Fairchild Semiconductor reserves the right to make changes at any time without notice in order to improve design.
Obsolete	Not In Production	This datasheet contains specifications on a product that has been discontinued by Fairchild semiconductor. The datasheet is printed for reference information only.