


FEATURES

- Direct Modulated DFB Laser for WDM systems
- Optimized for Long Distance Transmission (Dispersion 3200ps/nm)
- Peak wavelength 1527.99 to 1563.05nm (C Band: 191.8 to 196.2THz, 100GHz spacing)
- Output Power: 10mW
- 14-pin Butterfly type package
- Power monitor PIN-PD (InGaAs), Thermistor, cooler
- Built-in optical isolator
- Single mode fiber



APPLICATIONS

This laser is intended for the application of 2.5 Gb/s long haul Dense Wavelength Division Multiplexing (DWDM). Transmission spans of 3200ps/nm are possible.

DESCRIPTION

This high power laser is capable of 2.5 Gb/s transmission. It is packaged in a “butterfly” type module. The module employs a high efficiency optical coupling system, coupling the laser output through a built-in optical isolator into a single mode fiber pigtail. The module also includes a monitor photodiode, a thermoelectric cooler (TEC), and thermistor. This device is designed for use in DWDM direct modulation transmission systems. Selected wavelengths specified to the ITU-T grid are available.

ABSOLUTE MAXIMUM RATINGS (T_c=25°C, unless otherwise specified)

Parameter	Symbol	Condition	Ratings		Unit
			Min.	Max.	
Storage Temperature	T _{stg}	-	-40	+85	°C
Operating Case Temperature	T _{op}	-	-20	+70	°C
Optical Output Power	P _f	CW	-	12.0	mW
LD Forward Current	I _F	CW	-	150	mA
LD Reverse Voltage	V _R	-	-	2	V
Photodiode Reverse Voltage	V _{DR}	-	-	20	V
Photodiode Forward Current	I _{PF}	-	-	10	mA
Cooler Voltage	V _c	Cooling	-	2.5	V
		Heating	-2.5	-	
Cooler Current	I _c	Cooling	-	1.4	A
		Heating	-0.9	-	
Thermistor Temperature	T _{th}	ATC Operation	-20	+70	°C
Lead Soldering Time	T _{sold}	260°C	-	10	sec
Environmental Operating Humidity	X _{op}	Top<30°C	-	95	%
Environmental Storage Humidity	X _{st}	Tstg<30°C	-	95	%

OPTICAL AND ELECTRICAL CHARACTERISTICS (T_L=T_{set}, T_C=25°C, BOL, unless otherwise specified)

Parameter	Symbol	Conditions	Limits			Unit
			Min.	Typ.	Max.	
Laser Set Temperature	T _{set}	-	20	-	35	°C
Threshold Current	I _{th}	CW	4	-	40	mA
Forward Voltage	V _{FDC}	CW, I _F =30 mA, pin 12, 13	-	1.6	1.75	V
Series Resistance	R _S	CW, pin 12, 13	22	25	28	Ω
Optical Output Power	P _f	CW	10.0	-	-	mW
Slope Efficiency	η	CW, P _f =10mW	0.14	-	-	mW/mA
Threshold Power	P _{th}	CW, I _F =I _{th}	-	-	150	μW
Tracking Error (Note 1)	TE	Im-APC, T _C =-20 to 70°C	-0.5	-	+0.5	dB
Monitor Current	I _m	CW, P _f =10mW, V _{DR} =5V	0.25	-	2.5	mA
Photodiode Dark Current	I _D	V _{DR} =5V	-	2	100	nA
Photodiode Capacitance	C _t	V _{DR} =5V, f=1 MHz	-	-	10	pF
Photodiode Cutoff	f _{cm}	V _{DR} =5V, 50Ω load	100	-	-	MHz
Peak Wavelength	λ _p	Note (2)		Note (4)		nm
Wavelength Drift	Δλ	Note (2), after 20 years	-100	-	+100	pm
Wavelength Stability with Case Temperature	dλ/dT _c	T _C =-20 to +70°C	-1.0	-	+1.0	pm/°C
Side Mode Suppression	S _r	Note (2)	35	40	-	dB
Spectral Width (-20dB)	δλ	Note (2)	-	-	0.3	nm
Rise/Fall Time	T _r , T _f	20% to 80%	-	-	0.125	nsec
Cutoff Frequency	f _c	P _f =10mW, -3 dB	3.5	-	-	GHz
RF Return Loss	S ₁₁	f=50 MHz to 2 GHz	8	-	-	dB
		f=2 GHz to 3 GHz	6	-	-	dB
		f=3 GHz to 5 GHz	3	-	-	dB

OPTICAL AND ELECTRICAL CHARACTERISTICS ($T_L=T_{set}$, T_L : Laser Temperature, $T_C=25^\circ\text{C}$, BOL, unless otherwise specified)

Parameter	Symbol	Test Conditions	Limit			Unit
			Min.	Typ.	Max.	
Cooler Current	I_C	$T_L=T_{set}$, $P_f=10\text{mW}$, $T_C=70^\circ\text{C}$	-	-	1.0	A
Cooler Voltage	V_C		-	-	2.4	V
Cooler Power	P_C		-	-	2.4	W
Thermistor Resistance	R_{tr}	$T_L=25^\circ\text{C}$	9.5	10.0	10.5	$k\Omega$
Thermistor B Constant	B		3270	3450	3630	K
Optical Isolation	I_s	$T_C=-20$ to 70°C	25	35	-	dB
Relative Intensity Noise	RIN	$f=2.5$ GHz $P_f=10$ mW, ORL=24 dB	-	-	-140	dB/Hz
Kink	K_{ns}	up to 12mW		No Kink		-
Power Penalty	PP	Note (2)	-	-	2.0	dB

Note 1. $TE=10\log\{P_f(T_{case})/P_f(T_C=25^\circ\text{C})\}$ (dB)

Note 2. 2.5 Gb/s NRZ, $P_{peak}=10.0\text{mW}$, $R_{ext}=8.2\text{dB}$, PRBS= $2^{23}-1$,

Note 3. Bit rate= 2.48832 Gb/s, PRBS= $2^{23}-1$, Dispersion= 3200ps/nm , $P_{peak}=10\text{mW}$,
 $R_{ext}=8.2\text{dB}$ (min.)

Receiver: Eudyna Standard Receiver

Note 4. The selected wavelengths available are listed in Fig. 8

Fig. 1 Forward Current vs Output Power

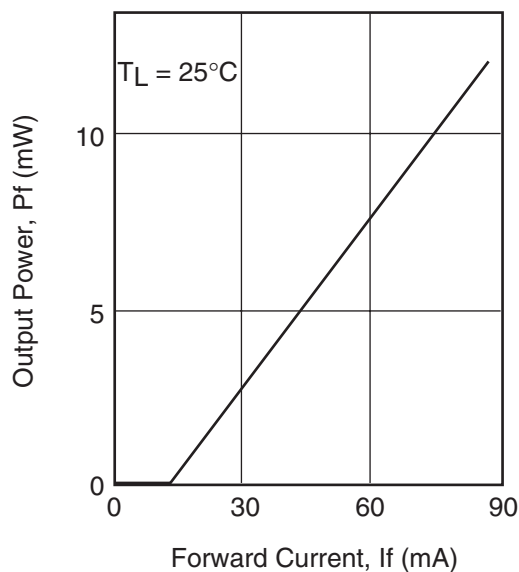


Fig. 2 Frequency Response

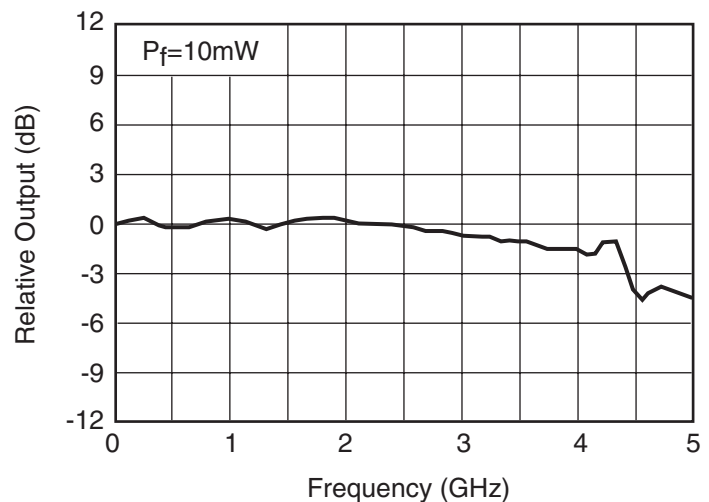


Fig. 3 RF Return Loss

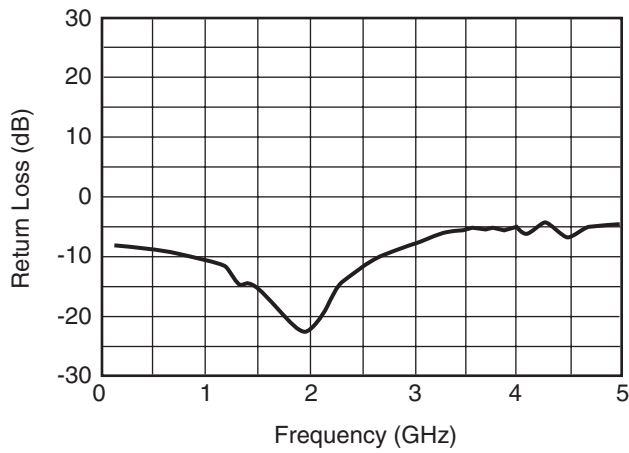


Fig. 4 Cooler Voltage -Current

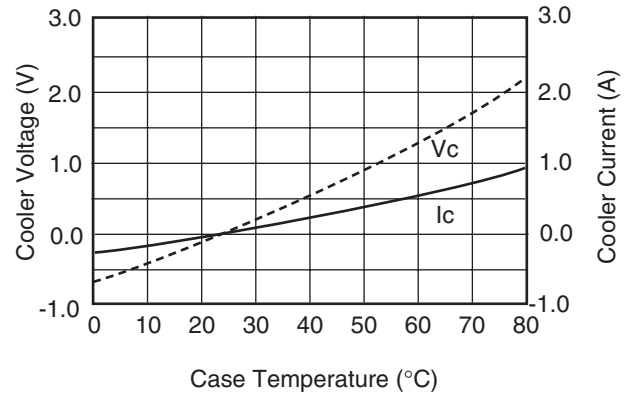


Fig. 5 Spectrum

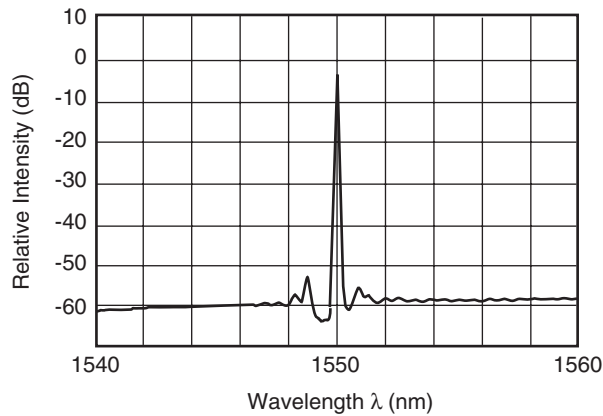


Fig. 6 Temperature Dependence of Wavelength (ACC Operation)

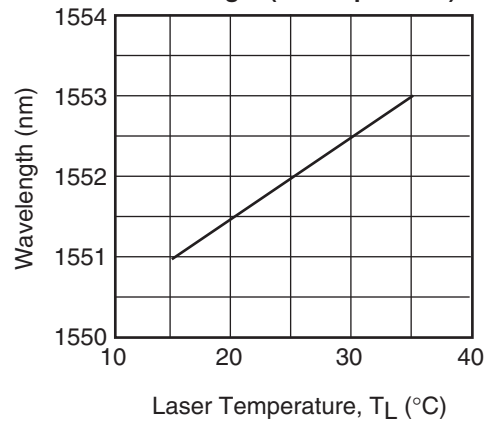


Fig. 7 Transmission Characteristics

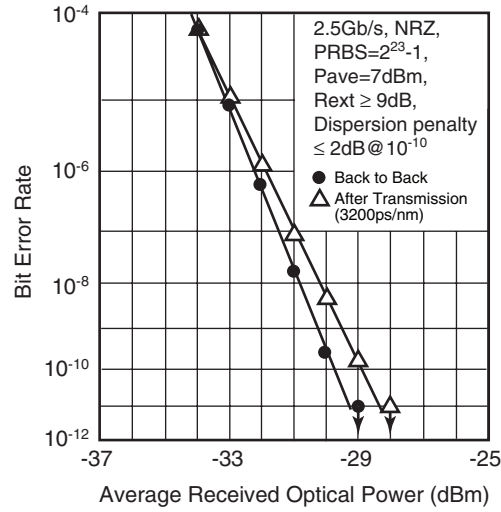
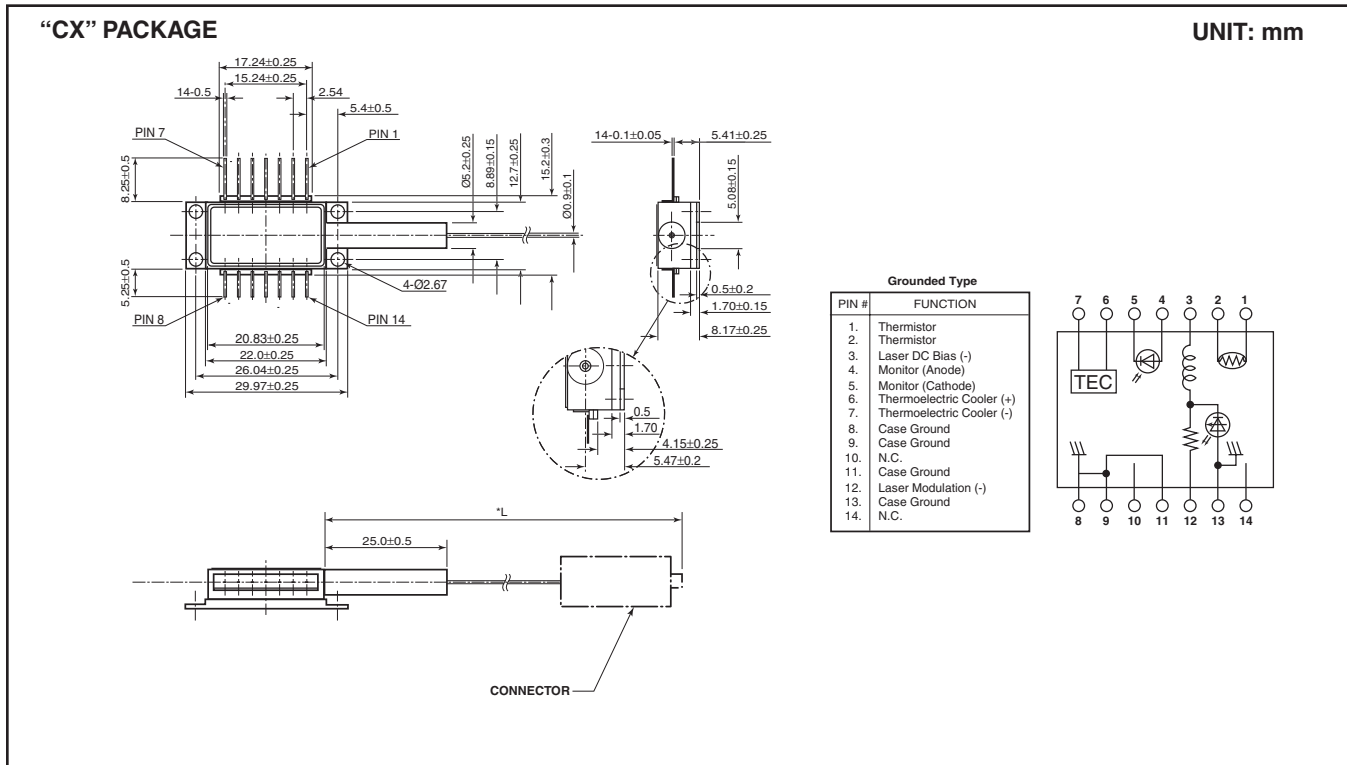


Fig. 8 Wavelength Table

Part Number	Wavelength (nm) (TL=Tset) (in vacuum)	Tolerance (nm)
FLD5F15CX-A9620	1527.99	±0.1
-A9610	1528.77	±0.1
-A9600	1529.55	±0.1
-A9590	1530.33	±0.1
-A9580	1531.12	±0.1
-A9570	1531.90	±0.1
-A9560	1532.68	±0.1
-A9550	1533.47	±0.1
-A9540	1534.25	±0.1
-A9530	1535.04	±0.1
-A9520	1535.82	±0.1
-A9510	1536.61	±0.1
-A9500	1537.40	±0.1
-A9490	1538.19	±0.1
-A9480	1538.98	±0.1
-A9470	1539.77	±0.1
-A9460	1540.56	±0.1
-A9450	1541.35	±0.1
-A9440	1542.14	±0.1
-A9430	1542.94	±0.1
-A9420	1543.73	±0.1

-A9410	1544.53	±0.1
-A9400	1545.32	±0.1
-A9390	1546.12	±0.1
-A9380	1546.92	±0.1
-A9370	1547.72	±0.1
-A9360	1548.51	±0.1
-A9350	1549.32	±0.1
-A9340	1550.12	±0.1
-A9330	1550.92	±0.1
-A9320	1551.72	±0.1
-A9310	1552.52	±0.1
-A9300	1553.33	±0.1
-A9290	1554.13	±0.1
-A9280	1554.94	±0.1
-A9270	1555.75	±0.1
-A9260	1556.55	±0.1
-A9250	1557.36	±0.1
-A9240	1558.17	±0.1
-A9230	1558.98	±0.1
-A9220	1559.79	±0.1
-A9210	1560.61	±0.1
-A9200	1561.42	±0.1
-A9190	1562.23	±0.1
-A9180	1563.05	±0.1



For further information please contact:

Eudyna Devices USA Inc.

2355 Zanker Rd.
 San Jose, CA 95131-1138, U.S.A.
 TEL: (408) 232-9500
 FAX: (408) 428-9111
www.us.eudyna.com

Eudyna Devices Europe Ltd.

Network House
 Norreys Drive
 Maidenhead, Berkshire SL6 4FJ
 United Kingdom
 TEL: +44 (0) 1628 504800
 FAX: +44 (0) 1628 504888

Eudyna Devices Asia Pte Ltd.

Hong Kong Branch
 Rm. 1101, Ocean Centre, 5 Canton Rd.
 Tsim Sha Tsui, Kowloon, Hong Kong
 TEL: +852-2377-0227
 FAX: +852-2377-3921

Eudyna Devices Inc.

Sales Division
 1, Kanai-cho, Sakae-ku
 Yokohama, 244-0845, Japan
 TEL: +81-45-853-8156
 FAX: +81-45-853-8170

CAUTION

Eudyna Devices Inc. products contain **gallium arsenide (GaAs)** which can be hazardous to the human body and the environment. For safety, observe the following procedures:

- Do not put this product into the mouth.
- Do not alter the form of this product into a gas, powder, or liquid through burning, crushing, or chemical processing as these by-products are dangerous to the human body if inhaled, ingested, or swallowed.
- Observe government laws and company regulations when discarding this product. This product must be discarded in accordance with methods specified by applicable hazardous waste procedures.

Eudyna Devices Inc. reserves the right to change products and specifications without notice. The information does not convey any license under rights of Eudyna Devices Inc. or others.

© 2004 Eudyna Devices USA Inc.
 Printed in U.S.A.