

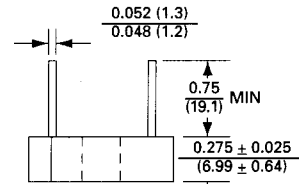
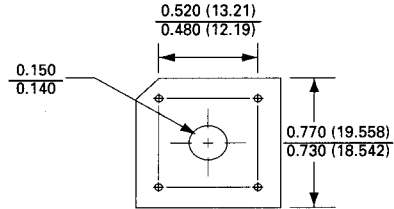
KBPC8 ...KBPC810

8.0A SINGLE - PHASE SILICON BRIDGE

Features

- Surge overload rating - 125 Amperes peak
- Low forward voltage drop
- Mounting Position: Any
- Small size; simple installation
- Silver Plated Copper leads
- Ceramic case on BR8 series
- U/L recognized file # 142814

VOLTAGE RANGE
50V to 1000 Volts PRV
CURRENT
8 Amperes



Polarity shown on side of case;
positive lead by beveled corner.

Dimensions in inches and (millimeters)

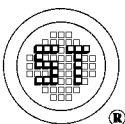
MAXIMUM RATINGS AND ELECTRICAL CHARACTERISTICS

Rating at 25 °C ambient temperature unless otherwise specified.
For capacitive load, derate current by 20%.

	KBPC8005	KBPC801	KBPC802	KBPC804	KBPC806	KBPC808	KBPC810	UNITS	
Maximum Recurrent Peak Reverse Voltage	50	100	200	400	600	800	1000	V	
Max RMS Bridge Input Voltage	35	70	140	280	420	560	700	V	
Maximum Average Forward Rectified Output Current at at								A	
$T_C = 100\text{ }^\circ\text{C}^*$								8.0	A
$T_A = 40\text{ }^\circ\text{C}^{**}$								3.0	A
Peak Forward Surge Current, 8.3 ms single half sine-wave superimposed on rated load								125	A
Maximum Forward Voltage Drop per Bridge element at 4.0A Peak								1.1	V
Maximum Reverse Current at Rated DC Blocking Voltage per element								10.0	μA
$T_A = 25\text{ }^\circ\text{C}$								1.0	mA
$T_A = 100\text{ }^\circ\text{C}$									
Operating Temperature Range T_C								-55 to + 125	$^\circ\text{C}$
Storage Temperature Range T_A								-55 to + 150	$^\circ\text{C}$

NOTES: * Unit mounted on metal chassis

** Unit mounted on P.C. board



HONEY TECHNOLOGY LTD.
(Subsidiary of a company listed on the Hong Kong Stock Exchange)

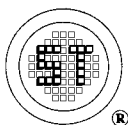
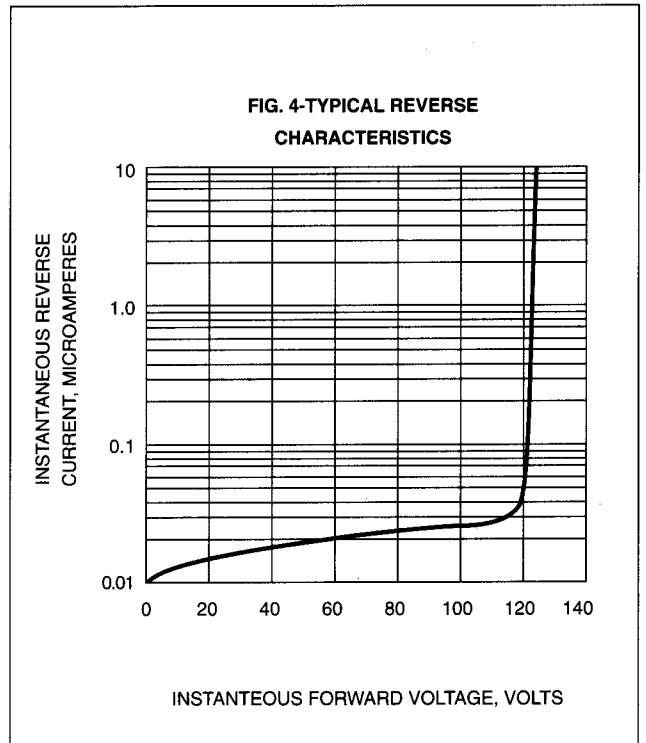
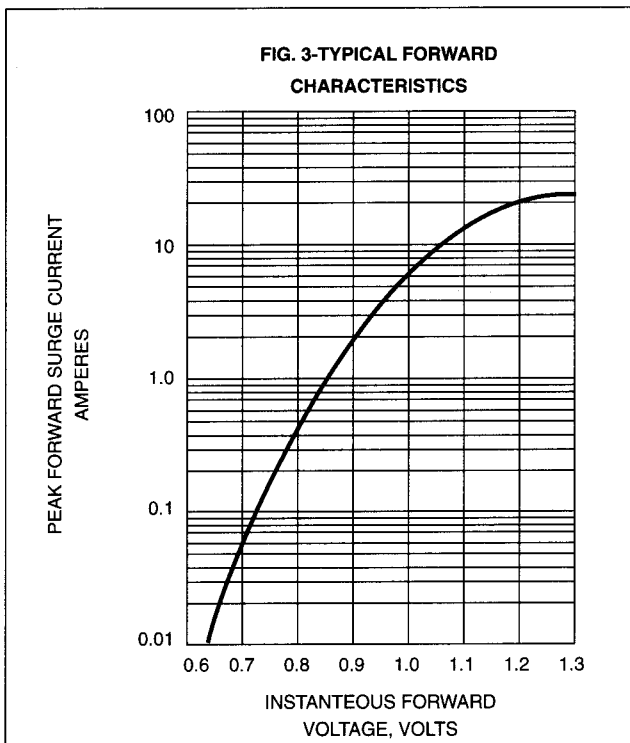
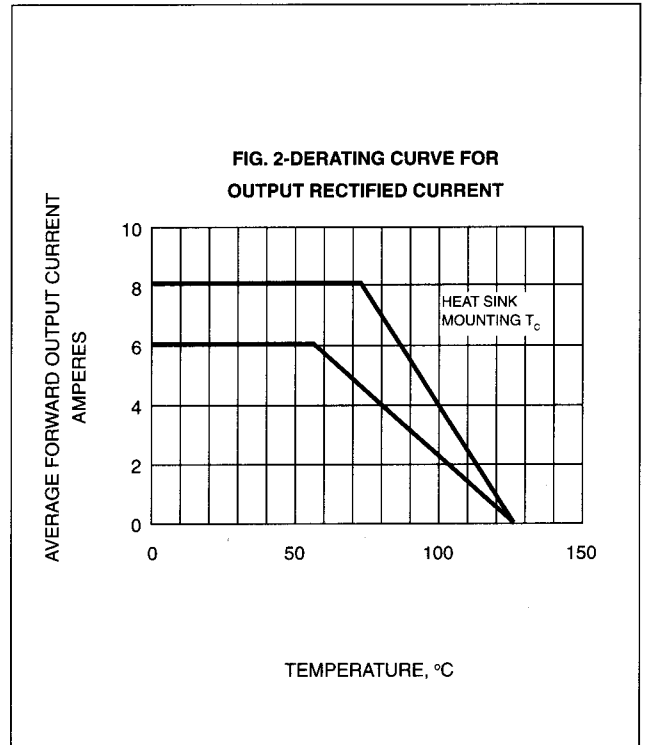
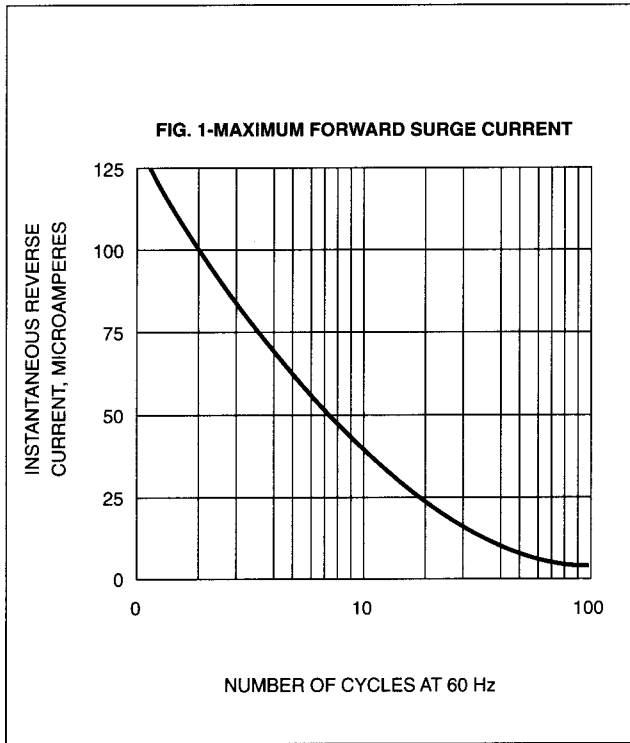


KBPC8 ...KBPC810

8.0A SINGLE - PHASE SILICON BRIDGE

RATING AND CHARACTERISTICS CURVES

KBPC8 SERIES



SEMTECH ELECTRONICS LTD.
 (wholly owned subsidiary of **HONEY TECHNOLOGY LTD.**)

