

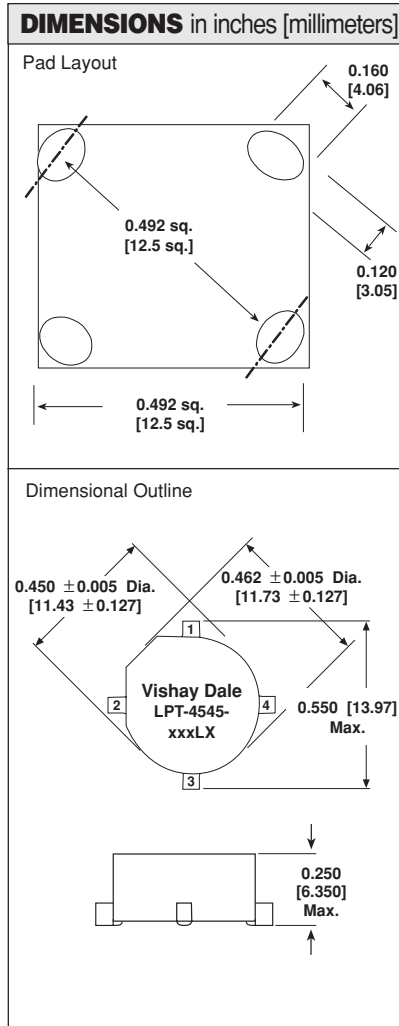
Vishay Dale

Inductors/Transformers, Customizable, Surface Mount Torodial, Kool-Mu[®], Powdered Iron and MPP Cores



FEATURES

- Toroidal design for minimal EMI radiation in DC to DC converter applications.
- Designed to support the growing need for efficient DC to DC converters in battery operated equipment.
- Two separate windings provide versatility by ability to connect windings in series or parallel.
- Supplied on tape and reel and is designed to be pick and place compatible.
- Custom versions and turns ratios available. Contact the factory with your specifications.
- Half height parts available upon request.



STANDARD ELECTRICAL SPECIFICATIONS [In Parallel]					
MODEL	STANDARD IND. VALUES	ACTUAL IND. – μH (L _{OC}) ± 15%	RATED IDC ↑ (40°C)	IND. @ IDC (L _{BIAS}) [30%]	DCR Ω
LA=KOOL-MU[®] CORE					
LPT-4545-1R0LA	1.0	0.832	6.90	0.51 @ 7.62	0.003
LPT-4545-1R5LA	1.5	1.30	6.45	0.80 @ 6.10	0.004
LPT-4545-2R5LA	2.5	2.55	5.75	1.57 @ 4.35	0.006
LPT-4545-3R3LA	3.3	3.33	5.50	2.05 @ 3.81	0.007
LPT-4545-5R0LA	5.0	5.20	4.45	3.20 @ 3.05	0.011
LPT-4545-100LA	10	10.2	3.45	6.28 @ 2.18	0.019
LPT-4545-150LA	15	15.0	2.79	9.26 @ 1.79	0.029
LPT-4545-200LA	20	20.8	2.61	12.4 @ 1.53	0.038
LPT-4545-250LA	25	25.2	2.25	15.5 @ 1.39	0.048
LPT-4545-330LA	33	32.5	1.85	20.0 @ 1.22	0.068
LPT-4545-500LA	50	50.0	1.50	30.8 @ 0.98	0.107
LPT-4545-101LA	100	101	1.15	62.0 @ 0.69	0.195
LPT-4545-151LA	150	152	0.92	93.4 @ 0.56	0.302
LPT-4545-251LA	250	248	0.73	153.0 @ 0.44	0.491
LPT-4545-301LA	300	300	0.63	179.0 @ 0.40	0.670
LPT-4545-331LA	330	333	0.60	205.0 @ 0.38	0.706
LB=POWDER IRON					
LPT-4545-1R0LB	1.0	0.838	6.61	0.53 @ 7.09	0.004
LPT-4545-1R5LB	1.5	1.21	6.08	0.76 @ 5.91	0.005
LPT-4545-2R5LB	2.5	2.71	5.01	1.71 @ 3.94	0.009
LPT-4545-3R3LB	3.3	3.35	4.22	2.11 @ 3.54	0.012
LPT-4545-5R0LB	5.0	5.66	3.32	3.57 @ 2.73	0.019
LPT-4545-100LB	10	10.9	2.52	6.84 @ 1.97	0.034
LPT-4545-150LB	15	14.8	2.10	9.31 @ 1.69	0.049
LPT-4545-250LB	25	26.3	1.61	16.5 @ 1.27	0.084
LPT-4545-330LB	33	34.3	1.34	21.6 @ 1.11	0.119
LPT-4545-500LB	50	51.0	1.09	32.1 @ 0.91	0.180
LPT-4545-101LB	100	105	0.81	66.2 @ 0.63	0.342
LPT-4545-151LB	150	150	0.66	94.7 @ 0.53	0.509
LPT-4545-251LB	250	248	0.52	156.0 @ 0.41	0.831
LPT-4545-331LB	330	335	0.43	211.0 @ 0.35	1.194
LC=MPP					
LPT-4545-1R0LC	1.0	0.838	7.54	0.54 @ 11.11	0.004
LPT-4545-1R5LC	1.5	1.30	6.82	0.84 @ 8.89	0.004
LPT-4545-2R5LC	2.5	2.55	5.84	1.64 @ 6.35	0.007
LPT-4545-3R3LC	3.3	3.33	5.49	2.14 @ 5.56	0.008
LPT-4545-5R0LC	5.0	5.20	4.37	3.35 @ 4.45	0.012
LPT-4545-100LC	10	10.2	3.32	6.56 @ 3.18	0.022
LPT-4545-150LC	15	15.0	2.69	9.68 @ 2.61	0.033
LPT-4545-250LC	25	25.2	2.12	16.2 @ 2.02	0.054
LPT-4545-330LC	33	32.5	1.76	20.9 @ 1.78	0.076
LPT-4545-500LC	50	50.0	1.41	32.2 @ 1.43	0.119
LPT-4545-101LC	100	101	1.07	64.8 @ 1.01	0.219
LPT-4545-151LC	150	152	0.86	97.7 @ 0.82	0.340
LPT-4545-251LC	250	248	0.67	159.0 @ 0.64	0.551
LPT-4545-331LC	330	333	0.56	214.0 @ 0.56	0.788

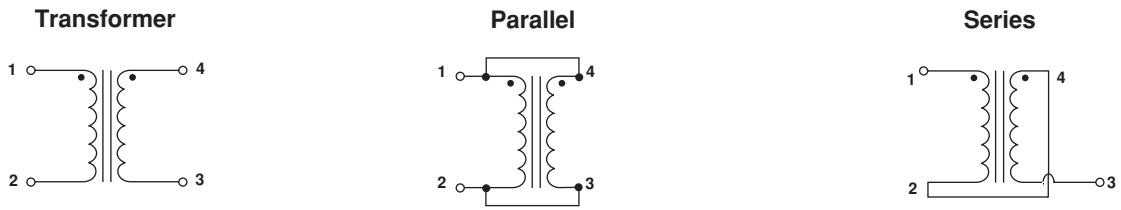
DESCRIPTION				
LPT	4545	100	± 15%	LA/LB/LC
MODEL	SIZE	INDUCTANCE VALUE (μH)	INDUCTANCE TOLERANCE	CORE/HEIGHT LA = KOOL-MU [®] LB = POWDER IRON LC = MPP

SAP PART NUMBERING GUIDELINES (INTERNAL)													
L	P	T	4	5	4	5	R	H	1	0	1	L	K
PRODUCT FAMILY			SIZE			PACKAGE CODE		INDUCTANCE VALUE			TOL.	CORE	

See the end of this data book for conversion tables



SCHEMATICS - CONNECTION DIAGRAMS

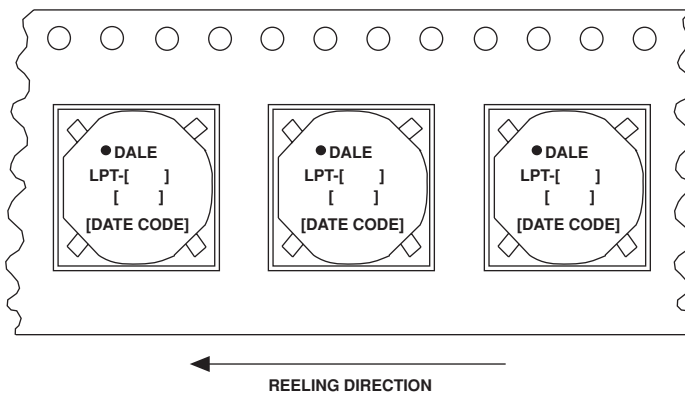


PART MARKING

- Vishay Dale
- Model number
- Pin 1 identification

PACKAGING in inches [millimeters]

Pocket Tape Orientation



Carrier Tape Width	0.945 [24.0]
Pitch	0.630 [16.0]
Parts per 13" [330.2] Reel	600

All embossed carrier tape packaging will be in compliance with the latest revision of EIA-481.