

PRELIMINARY DATA SHEET

NEC

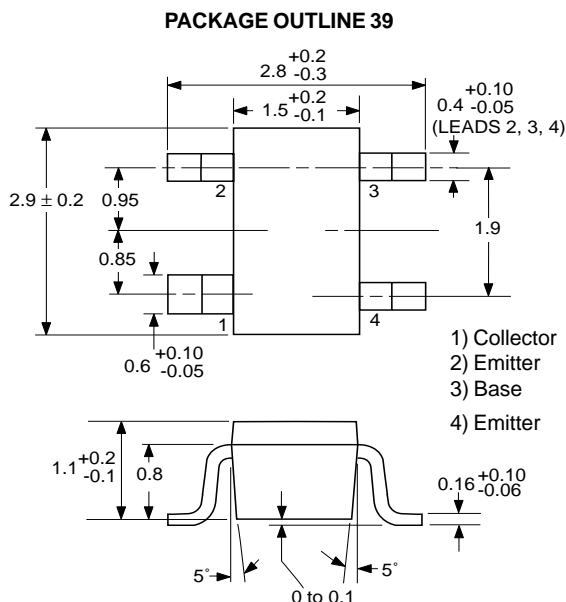
NPN SILICON EPITAXIAL TRANSISTOR

NE68939

FEATURES

- **OUTPUT POWER AT 1dB COMPRESSION POINT:**
24.5 dBm TYP @F = 1.9 GHz, VCE = 3.6 V, Class AB, Duty 1/8
- **4 PIN MINI MOLD PACKAGE:** NE68939

OUTLINE DIMENSIONS (Units in mm)



DESCRIPTION

The NE68939 is a low voltage, NPN Silicon Bipolar Transistor for pulsed power applications. The device is designed to operate from a 3.6 V supply, and deliver over 1/4 watt of power output at frequencies up to 2.0 GHz with a 1:8 duty cycle. These characteristics make it an ideal device for TX driver stage in a 1.9 GHz digital cordless telephone (DECT or PHS). The part is supplied in a SOT-143 (SC-61) 4-pin Mini-mold package and is available on tape and reel.

The NE68939 transistors are manufactured to NEC's stringent quality assurance standards to ensure highest reliability and consistent superior performance.

ELECTRICAL CHARACTERISTICS (TA = 25 °C)

PART NUMBER		NE68939			
PACKAGE CODE		39			
SYMBOLS	PARAMETERS	UNITS	MIN	TYP	MAX
ICBO	Collector Cutoff Current, VCB = 5 V, IE = 0	μA			2.5
IEBO	Emitter Cutoff Current, VEB = 1 V, IC = 0	μA			2.5
hFE	DC Current Gain, VCE = 3.6 V, IC = 100 mA		30		
P-1	Output Power	dBm		24.5	
Gp	Power Gain		6.5	8	
ηC	Collector Efficiency		50	62	
TON	Maximum Device On Time	Ms			10.0

VCE = 3.6 V, f = 1.9 GHz
ICq = 2 mA (Class AB)
Duty 1/8

ABSOLUTE MAXIMUM RATINGS¹ (T_A = 25 °C)

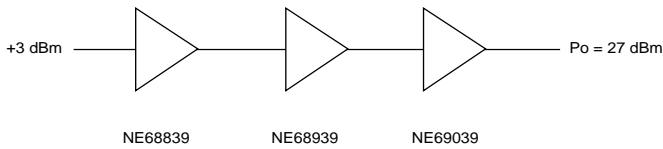
SYMBOLS	PARAMETERS	UNITS	RATINGS
V _{CB0}	Collector to Base Voltage	V	9.0
V _{CE0}	Collector to Emitter Voltage	V	6.0
V _{EB0}	Emitter to Base Voltage	V	2.0
I _C	Collector Current mA	150	
P _T	Total Power Dissipation	mW	200 (CW)
T _j	Junction Temperature	°C	150
T _{STG}	Storage Temperature	°C	-65 to +150

Note:

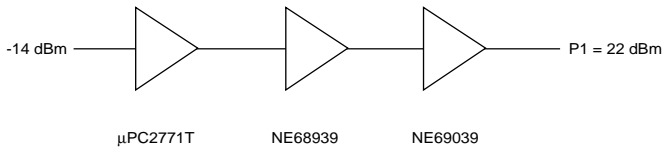
1. Operation in excess of any one of these parameters may result in permanent damage.

APPLICATION

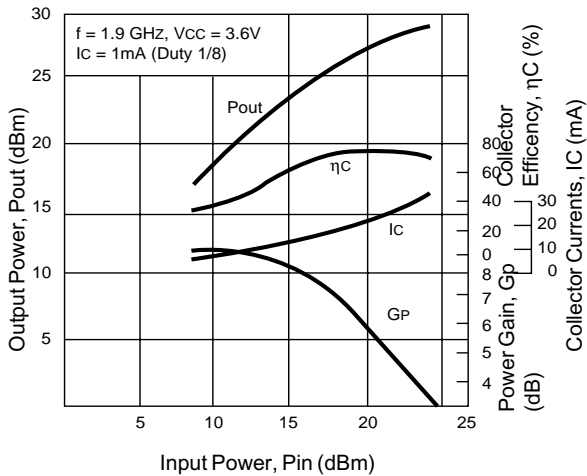
(1) TX Amplifier for DECT



(2) TX Amplifier for PHS



OUTPUT POWER, COLLECTOR EFFICIENCY, COLLECTOR CURRENT AND POWER GAIN VS. INPUT POWER

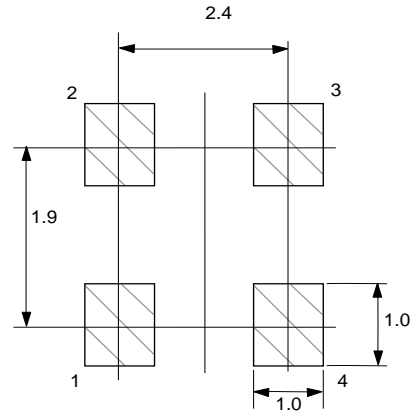


TYPICAL DATA

f = 1.9 GHz, V_{CC} = 3.6 V, I_{CQ} = 1 mA, DUTY = 1/8

P _{1dB}	24.5	dbm
η _C	62	%
I _C	15	mA
GL	9.0	db

OUTLINE 39 RECOMMENDED P.C.B. LAYOUT



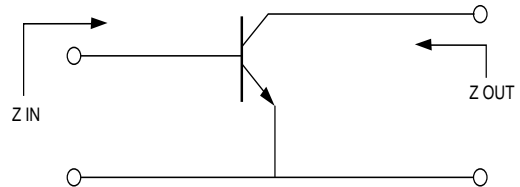
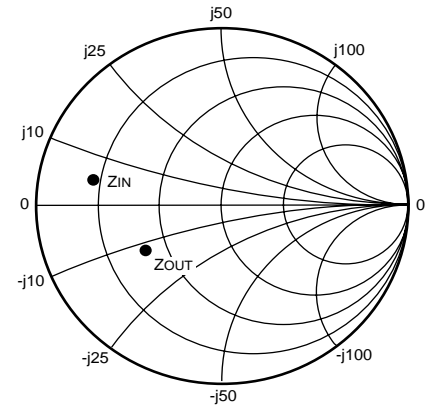
ORDERING INFORMATION

PART NUMBER	QTY
NE68939-T1	3K/REEL

Note:

1. Lead material: Cu
Lead plating: PbSn

Z_{IN} (Ω), Z_{OUT} (Ω) DATA



IMPEDANCE LOOKING INTO DEVICE

V_{CC} = 3.6 V, I_{CQ} = 1 mA, CLASS AB

FREQUENCY (GHz)	Z _{IN} (Ω)	Z _{OUT} (Ω)
1.9	7.85+j5.62	21.9-j11.6
0.9	3.1+j11.6	5.3-j5.7

EXCLUSIVE NORTH AMERICAN AGENT FOR **NEC** RF, MICROWAVE & OPTOELECTRONIC SEMICONDUCTORS

CEL CALIFORNIA EASTERN LABORATORIES • Headquarters • 4590 Patrick Henry Drive • Santa Clara, CA 95054-1817 • (408) 988-3500 • Telex 34-6393 • FAX (408) 988-0279
24-Hour Fax-On-Demand: 800-390-3232 (U.S. and Canada only) • Internet: <http://WWW.CEL.COM>

DATA SUBJECT TO CHANGE WITHOUT NOTICE

07/05/2000