


Technical Data

HC-49/U Series



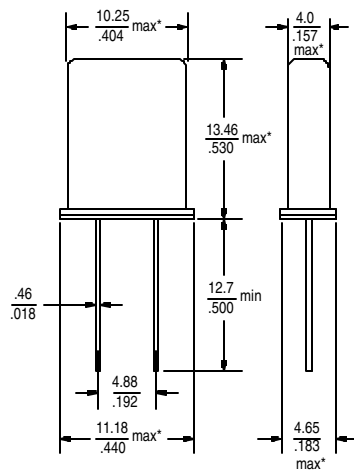
Description

The HC-49/U Series is an industry standard AT cut crystal housed in a Mil standard HC-49/U package.

Applications & Features

- Industry standard package
- AT cut performance
- Resistance weld seal

Package Details



*Maximum dimensions include vinyl sleeve

Scale: None (Dimensions in $\frac{\text{mm}}{\text{inches}}$)

Frequency Range:	1.8432 MHz to 200 MHz
Temperature Range:	
Operating:	-20 to +70°C (-40 to +85°C available)
Storage:	-55 to +125°C
Temperature Stability Tolerance:	±50 ppm from -20 to +70°C
Characteristics at 25°C ±2°C:	
Frequency Calibration Tolerance:	±30 ppm (tighter tolerances available)
Load Capacitance:	18pF to 32pF or series resonance
Effective Series Resistance:	700 to 20 ohms (frequency dependent)
Drive Level:	0.5mW correlation, 2.0mW maximum operating
Shunt Capacitance:	7pF maximum

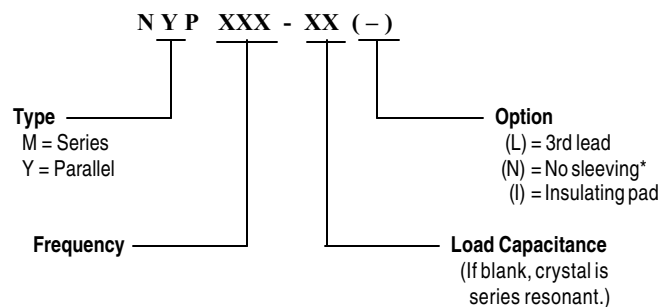
Mechanical:

Shock:	MIL-STD-883, Method 2002, Condition B
Solderability:	MIL-STD-883, Method 2003
Terminal Strength:	MIL-STD-202, Method 211, Conditions A and C
Vibration:	MIL-STD-883, Method 2007, Condition A
Solvent Resistance:	MIL-STD-202, Method 215
Resistance to Soldering Heat:	MIL-STD-202, Method 210, Condition B

Environmental:

Gross Leak Test:	MIL-STD-883, Method 1014, Condition C
Fine Leak Test:	MIL-STD-883, Method 1014, Condition A 5×10^{-8} ATM cc/sec
Thermal Shock:	MIL-STD-883, Method 1011, Condition A
Moisture Resistance:	MIL-STD-883, Method 1004

Part Numbering Guide



*Standard parts are covered with vinyl shrink sleeve unless ordered without and designated (N).

Technical Data

HC-49/U Series

Common Frequencies: The following selection chart lists common HC-49/U series crystals. Special frequencies and load calibrations are available upon request.

Frequency MHz	Saronix Part Number	Maximum ESR (Fundamental)	Frequency MHz	Saronix Part Number	Maximum ESR (Fundamental)	Maximum ESR (3rd Overtone)
1.843200	NYP018A-13	700	10.000000	NYP100-20	30	
1.843200	NMP018A	700	10.000000	NMP100	30	
2.000000	NYP020A-20	500	10.738635	NYP107-32	30	
2.000000	NMP020A	500	11.000000	NMP110	30	
2.097425	NYP021A-20	500	11.059200	NYP111-20	30	
2.457600	NYP024A-20	300	11.059200	NMP111	30	
2.457600	NMP024A	300	12.000000	NYP120-20	30	
3.000000	NYP030A-30	200	12.000000	NMP120	30	
3.000000	NMP030A	200	12.288000	NYP122-20	30	
3.276800	NYP032A-15	150	12.288000	NMP122	30	
3.276800	NMP032A	150	14.318180	NYP143-32	25	
3.579545	NYP035A-18	150	14.318180	NMP143	25	
3.579545	NMP035A	150	14.745600	NMP147	25	
3.686400	NYP037-20	120	15.000000	NMP150	25	
3.686400	NMP037	120	16.000000	NYP160-20	25	
3.932160	NYP039-12	120	16.000000	NMP160	25	
3.932160	NMP039	120	16.384000	NMP163	25	
4.000000	NYP040-20	100	18.000000	NMP180	20	
4.000000	NMP040	100	18.432000	NYP184-20	20	
4.096000	NYP0409-20	100	18.432000	NMP184	20	
4.194304	NYP041-12	100	19.660800	NYP196-20	20	
4.433619	NYP044-20	80	19.660800	NMP196	20	
4.915200	NMP049	55	20.000000	NYP200-20	20	
5.000000	NYP050-20	50	20.000000	NMP200	20	
5.068800	NMP051	50	22.118400	NMP221	20	
6.000000	NMP060	50	24.000000	NYP240-20	20	
6.144000	NYP061-30	40	24.000000	NMP240	20	
6.553600	NMP065	40	24.576000	NYP245-18		40
7.000000	NMP070	40	25.000000	NMP250		40
7.159090	NYP071-20	40	27.000000	NMP270		40
7.372800	NYP073-20	40	28.636360	NYP286-32		40
7.372800	NMP073	40	30.000000	NYP300-20		40
8.000000	NYP080-18	35	30.000000	NMP300	25	
8.000000	NMP080	35	32.000000	NMP320		40
8.192000	NYP081-20	35	36.000000	NMP360		40
9.216000	NMP092	35	40.000000	NMP400		40
9.830400	NYP098-20	35	48.000000	NMP480		40
9.830400	NMP098	35				

All specifications are subject to change without notice.