Darlington 2SD2493

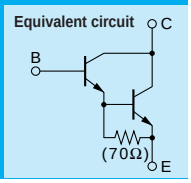

Silicon NPN Triple Diffused Planar Transistor (Complement to type 2SB1624)

Application : Audio, Series Regulator and General Purpose

Absolute maximum ratings (Ta=25°C)

Symbol	2SD2493	Unit
V_{CBO}	110	V
V_{CEO}	110	V
V_{EBO}	5	V
I_C	6	A
I_B	1	A
P_C	60(Tc=25°C)	W
Tj	150	°C
Tstg	–55 to +150	°C

Electrical Characteristics (Ta=25°C)

Symbol	Conditions	2SD2493	Unit
I_{CBO}	V_{CB}=110V	100max	μA
I_{EBO}	V_{EB}=5V	100max	μA
$V_{(BR)CEO}$	I_C=30mA	110min	V
h_{FE}	V_{CE}=4V, I_C=5A	5000min*	
$V_{CE(sat)}$	I_C=5A, I_B=5mA	2.5max	V
$V_{BE(sat)}$	I_C=5A, I_B=5mA	3.0max	V
f_T	V_{CE}=12V, I_E=–2A	60typ	MHz
C_{OB}	V_{CB}=10V, f=1MHz	55typ	pF

*h_{FE} Rank $\bar{O}$(5000 to 12000), P(6500 to 20000), Y(15000 to 30000)

Typical Switching Characteristics (Common Emitter)

V_{CC} (V)	R_L (Ω)	I_C (A)	V_{BB1} (V)	V_{BB2} (V)	I_{B1} (mA)	I_{B2} (mA)	ton (μs)	tstg (μs)	tf (μs)
30	6	5	10	–5	5	–5	0.8typ	6.2typ	1.1typ

External Dimensions MT-100(TO3P)

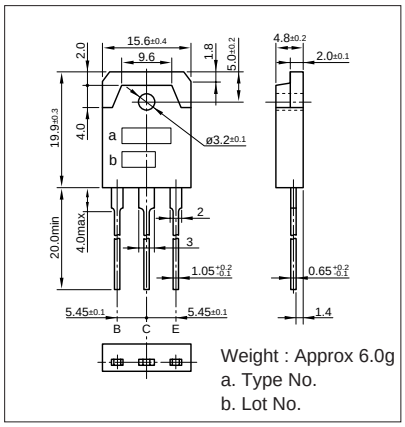

I_C–V_{CE} Characteristics (Typical)

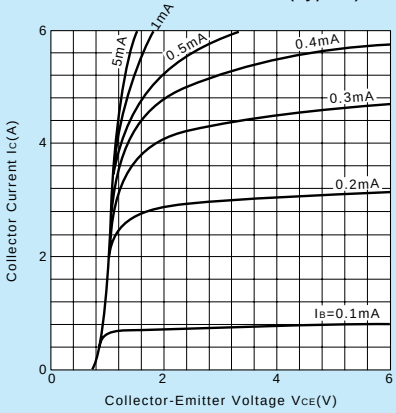

$V_{CE(sat)}$–I_B Characteristics (Typical)

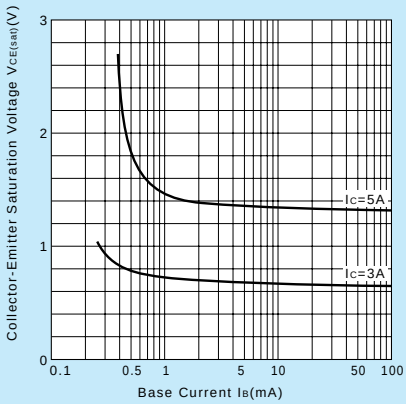

I_C–V_{BE} Temperature Characteristics (Typical)

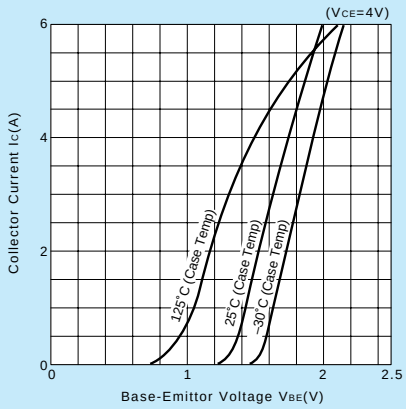

h_{FE}–I_C Characteristics (Typical)

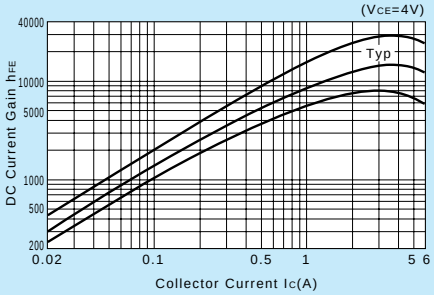

h_{FE}–I_C Temperature Characteristics (Typical)

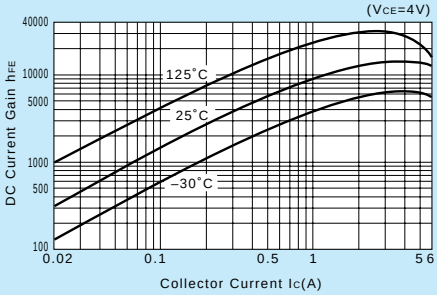

$\theta_{j\text{-}a}$–t Characteristics

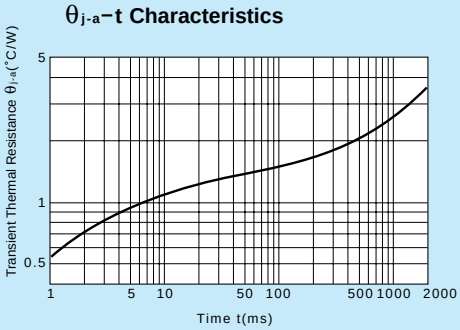

f_T–I_E Characteristics (Typical)

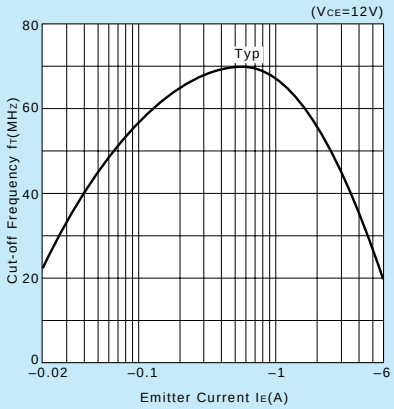

Safe Operating Area (Single Pulse)

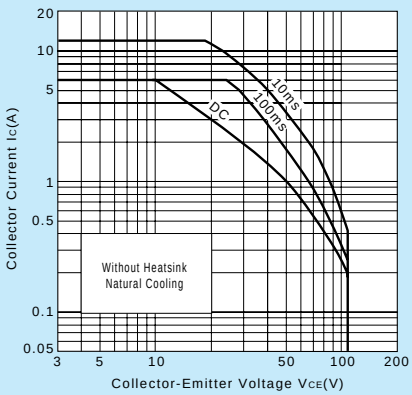
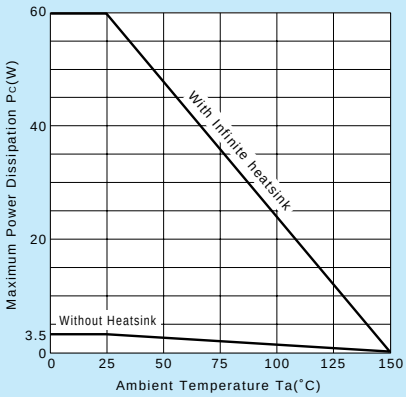
P_C–Ta Derating