



Micro Commercial Components
 21201 Itasca Street Chatsworth
 CA 91311
 Phone: (818) 701-4933
 Fax: (818) 701-4939

MBRB20200CT

Features

- High Junction Temperature Capability
- Good Trade Off Between Leakage Current And Forward Volage Drop
- Low Leakage Current

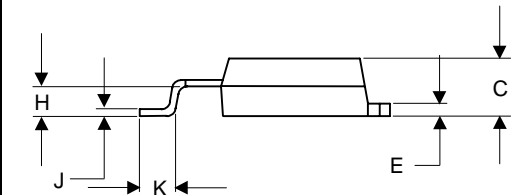
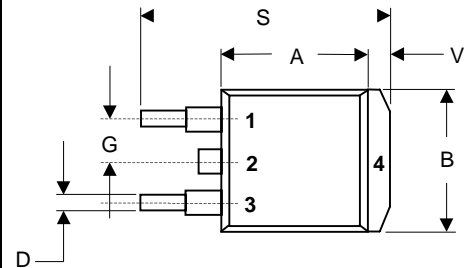
20 Amp High Voltage Power Schottky Barrier Rectifier 200Volts

Maximum Ratings

- Operating Junction Temperature : 150°C
- Storage Temperature: - 50 °C to +150°C

MCC Catalog Number	Maximum Recurrent Peak Reverse Voltage	Maximum RMS Voltage	Maximum DC Blocking Voltage
MBRB 20200 CT	200 V	140V	200 V

D2PAK



Electrical Characteristics @ 25°C Unless Otherwise Specified

Average Forward Current	$I_{F(AV)}$	20 A	$T_C = 125^\circ C$
Peak Forward Surge Current	I_{FSM}	150A	8.3ms, half sine wave
Maximum Instantaneous Forward Voltage MBRB20200CT	V_F	.95 V	$I_{FM} = 10A$ $T_J = 25^\circ C$
	V_F	.80V	$I_{FM} = 10A$ $T_J = 125^\circ C$
Maximum Reverse Current At Rated DC Blocking Voltage	I_R	50uA 15mA	$T_C = 25^\circ C$ $T_C = 125^\circ C$

DIM	INCHES		MM		NOTE
	MIN	MAX	MIN	MAX	
A	.340	.380	8.64	9.65	
B	.380	.405	9.65	10.29	
C	.160	.190	4.06	4.83	
D	.020	.035	.051	0.89	
E	.45	.055	1.14	1.40	
G	.100	BSC	2.54	BSC	
H	.080	.110	2.03	2.79	
J	.018	.025	0.46	0.64	
K	.090	.110	2.29	2.79	
S	.575	.625	14.60	15.88	
V	.045	.055	1.14	1.40	

*Pulse Test: Pulse Width 380µsec, Duty Cycle 2%

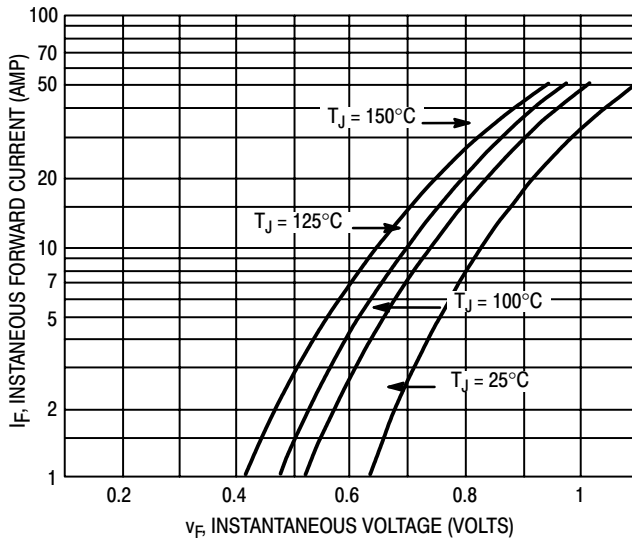


Figure 1. Typical Forward Voltage (Per Leg)

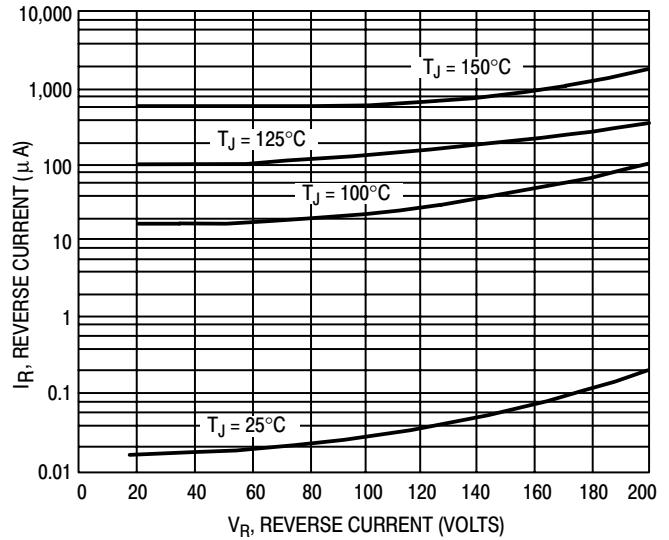


Figure 2. Typical Reverse Current (Per Leg)

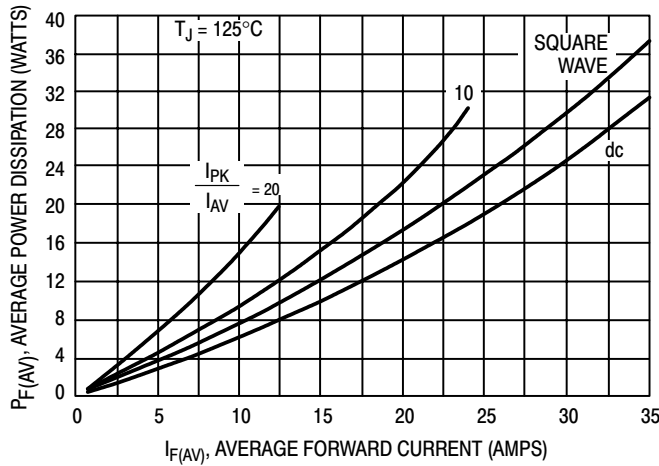


Figure 3. Forward Power Dissipation

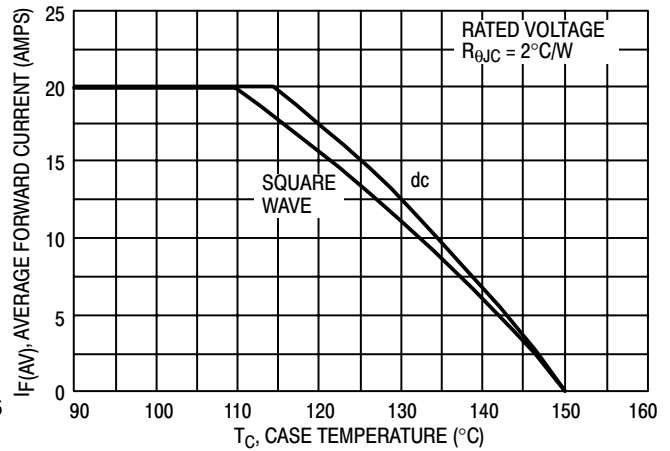


Figure 4. Current Derating, Case

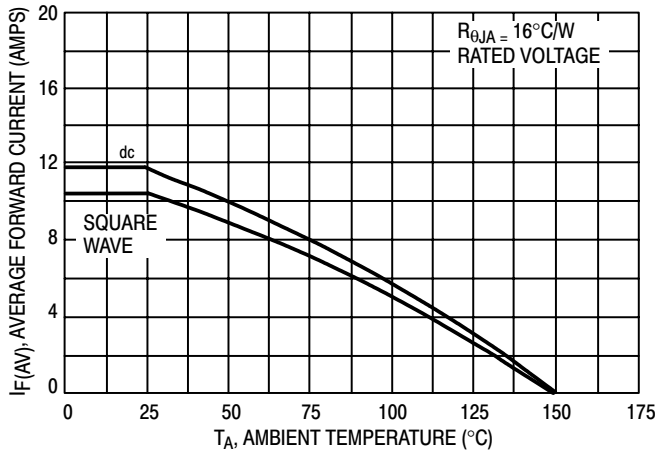


Figure 5. Current Derating, Ambient

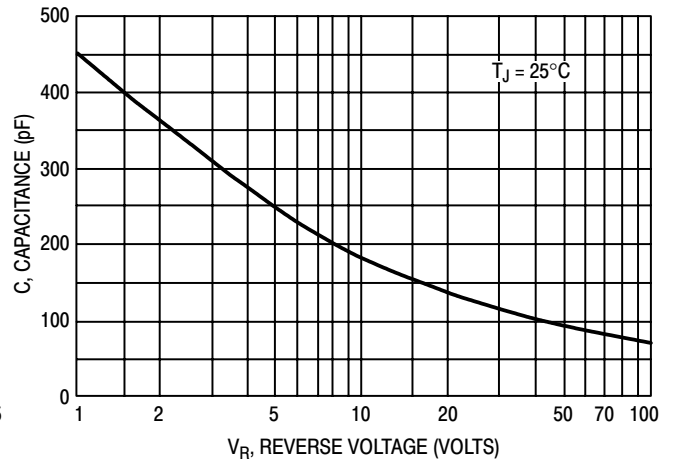


Figure 6. Typical Capacitance (Per Leg)