

FEATURES :

- LOW INTERMODULATION DISTORTION
IM₃ = -45 dBc at P_o = 31.5 dBm,
Single Carrier Level
- HIGH POWER
P_{1dB} = 42.5 dBm at 3.7GHz to 4.2GHz
- HIGH GAIN
G_{1dB} = 9.5 dB at 3.7 GHz to 4.2 GHz
- BROAD BAND INTERNALLY MATCHED
- HERMETICALLY SEALED PACKAGE

RF PERFORMANCE SPECIFICATIONS (Ta = 25°C)

CHARACTERISTICS	SYMBOL	CONDITION	UNIT	MIN.	TYP.	MAX.
Output Power at 1 dB Compression Point	P _{1dB}	V _{DS} = 10 V f = 3.7 ~ 4.2GHz	dBm	41.5	42.5	—
Power Gain at 1 dB Compression Point	G _{1dB}		dB	8.5	9.5	—
Drain Current	I _{DS}		A	—	4.4	5.0
Gain Flatness	ΔG		dB	—	—	±0.8
Power Added Efficiency	η _{add}		%	—	36	—
3rd Order Intermodulation Distortion	IM ₃	Note 1	dBc	-42	-45	—
Channel-Temperature Rise	ΔT _{ch}	V _{DS} × I _{DS} × R _{th} (c-c)	°C	—	—	80

ELECTRICAL CHARACTERISTICS (Ta = 25°C)

CHARACTERISTICS	SYMBOL	CONDITION	UNIT	MIN.	TYP.	MAX.
Transconductance	gm	V _{DS} = 3 V I _{DS} = 6.0 A	mS	—	3600	—
Pinch-off Voltage	V _{Gsoff}	V _{DS} = 3 V I _{DS} = 60 mA	V	-1	-2.5	-4.0
Saturated Drain Current	I _{DSS}	V _{DS} = 3 V V _{GS} = 0 V	A	—	10.5	14.0
Gate-Source Breakdown Voltage	V _{GSO}	I _{GS} = -200 μA	V	-5	—	—
Thermal Resistance	R _{th} (c-c)	Channel to Case	°C/W	—	1.5	2.0

Note 1.: 2 tone Test Pout = 31.5 dBm Single Carrier Level.

- ★ The information contained herein is presented only as a guide for the applications of our products. No responsibility is assumed by TOSHIBA for any infringements of patents or other rights of the third parties which may result from its use. No license is granted by implication or otherwise under any patent or patent rights of TOSHIBA or others.
- ★ The information contained herein may be changed without prior notice. It is therefore advisable to contact TOSHIBA before proceeding with the design of equipment incorporating this product.

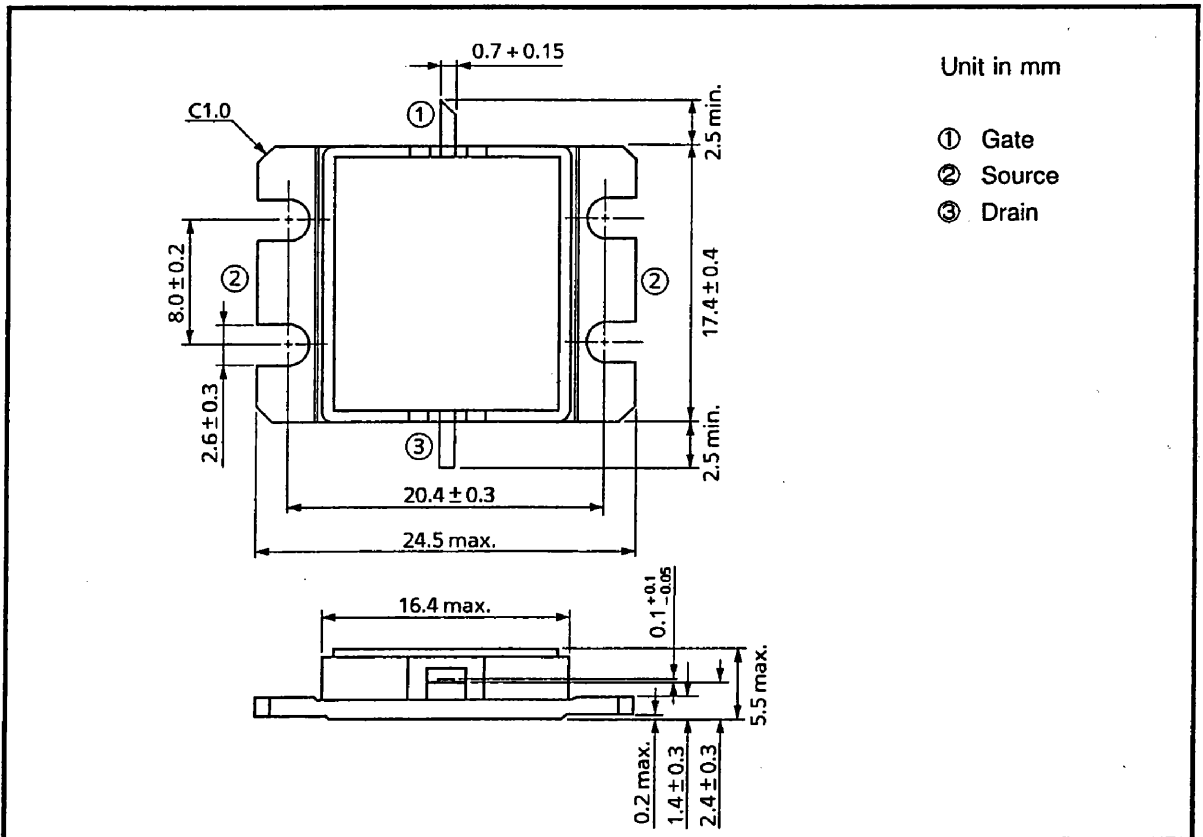


TIM3742-16SL

ABSOLUTE MAXIMUM RATINGS (Ta = 25°C)

CHARACTERISTICS	SYMBOL	UNIT	RATING
Drain-Source Voltage	V _{DS}	V	15
Gate-Source Voltage	V _{GS}	V	-5
Drain Current	I _{DS}	A	14
Total Power Dissipation (T _C = 25°C)	P _T	W	75
Channel Temperature	T _{ch}	°C	175
Storage Temperature	T _{stg}	°C	-65~175

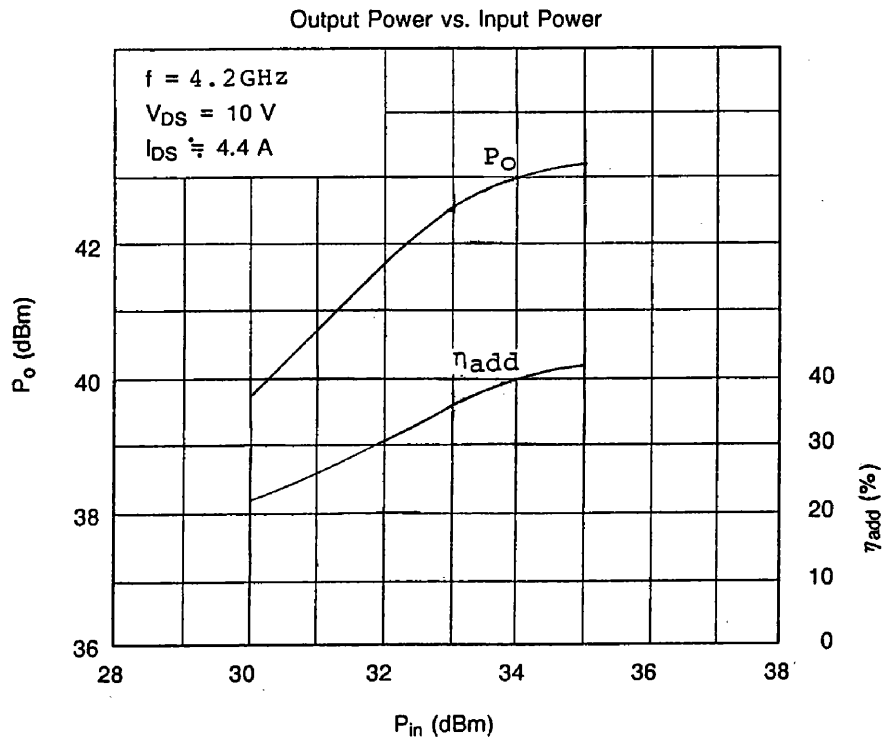
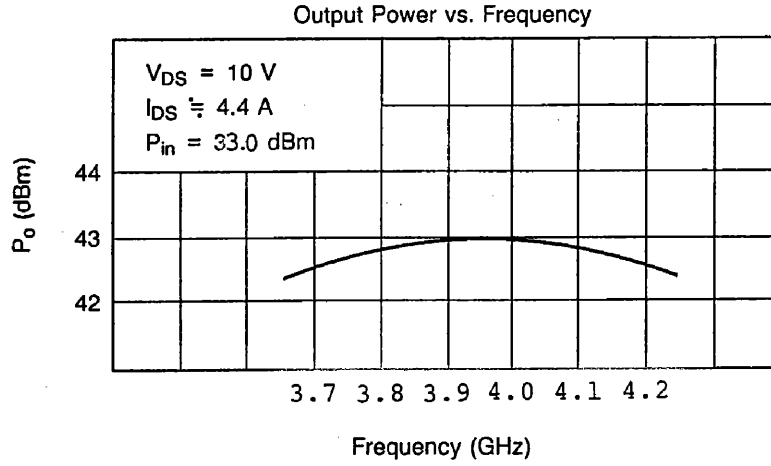
PACKAGE OUTLINE (2-16G1B)



HANDLING PRECAUTIONS FOR PACKAGED TYPE

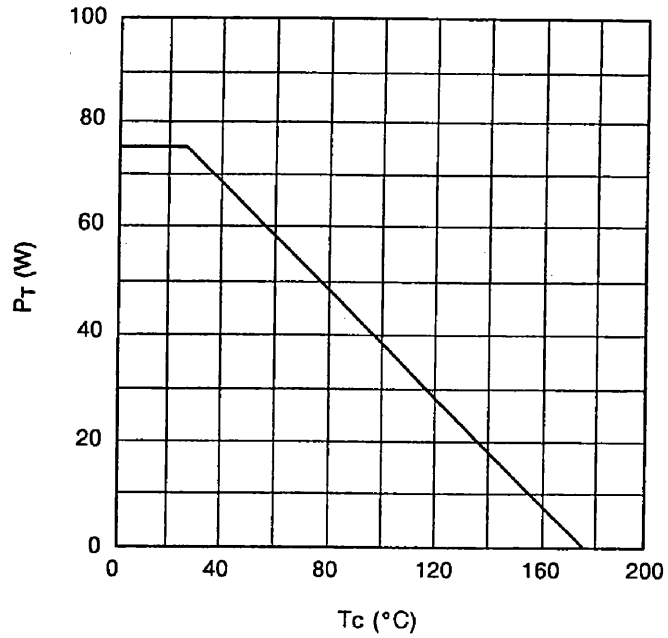
Soldering iron should be grounded and the operating time should not exceed 10 seconds at 260°C.

RF PERFORMANCES



TIM3742-16SL

POWER DISSIPATION VS. CASE TEMPERATURE



IM₃ VS. OUTPUT POWER CHARACTERISTICS

