

SANYO	No.1430B	2SC3495
		NPN Epitaxial Planar Silicon Transistor

**High h_{FE} , Low-Frequency
General-Purpose Amp Applications**

Use

- . AF amp, various driver, muting circuit.

Features

- . Adoption of FBET process.
- . High DC current gain ($h_{FE}=500$ to 2000).
- . High breakdown voltage ($V_{CEO} \geq 100V$).
- . Low collector to emitter saturation voltage ($V_{CE(sat)} \leq 0.5V$).
- . High V_{EBO} ($V_{EBO} \geq 15V$).
- . Small c_{ob} ($c_{ob}=1.8pF$ typ)

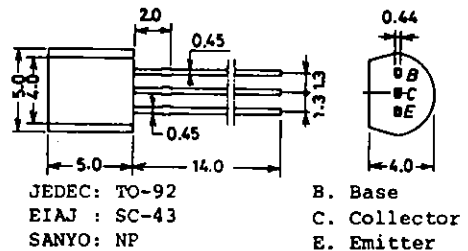
Absolute Maximum Ratings at $T_a=25^\circ C$

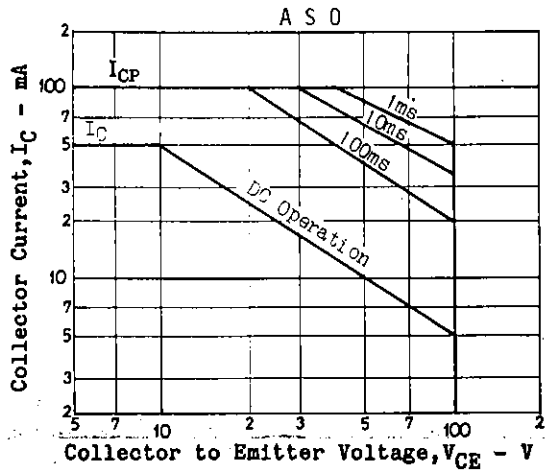
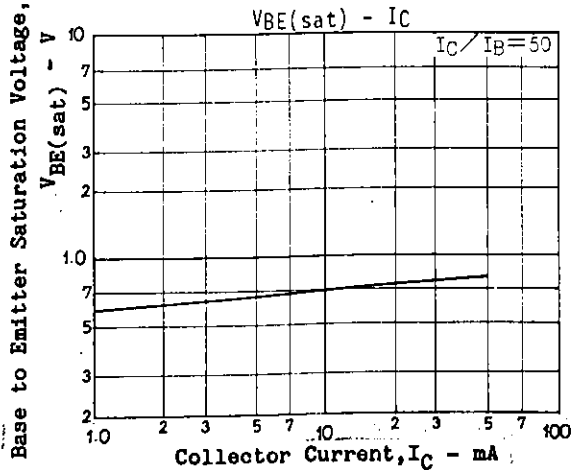
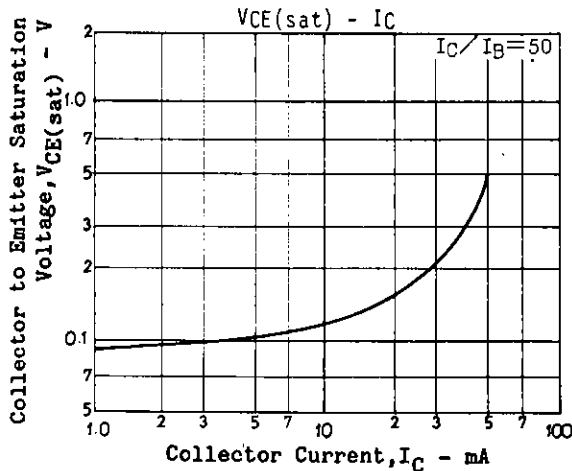
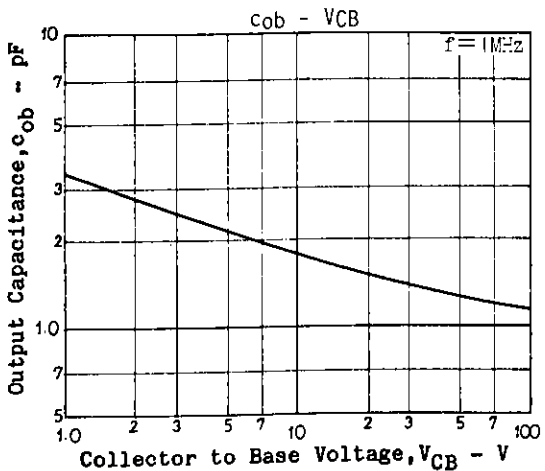
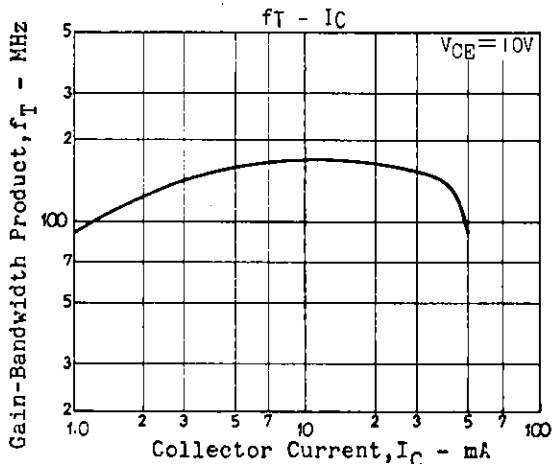
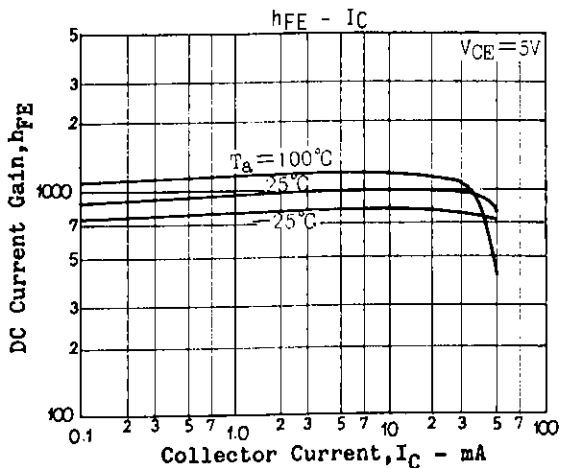
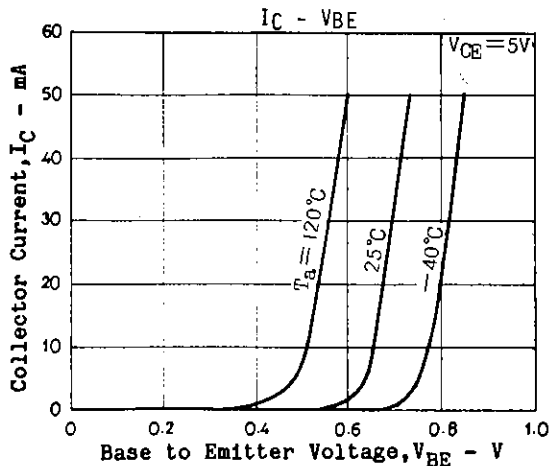
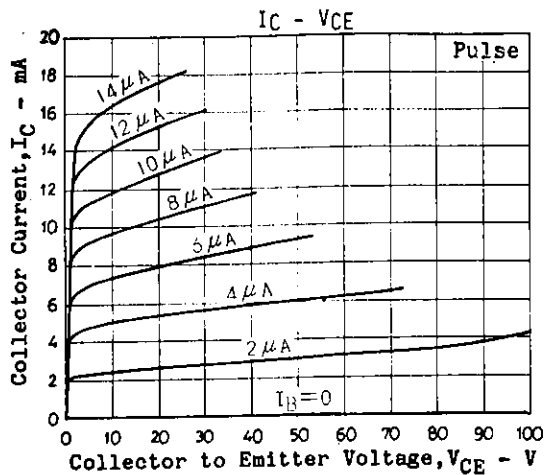
			unit
Collector to Base Voltage	V_{CBO}	120	V
Collector to Emitter Voltage	V_{CEO}	100	V
Emitter to Base Voltage	V_{EBO}	15	V
Collector Current	I_C	50	mA
Collector Current(Pulse)	I_{CP}	100	mA
Base Current	I_B	10	mA
Collector Dissipation	P_C	500	mW
Junction Temperature	T_j	150	$^\circ C$
Storage Temperature	T_{stg}	-55 to +150	$^\circ C$

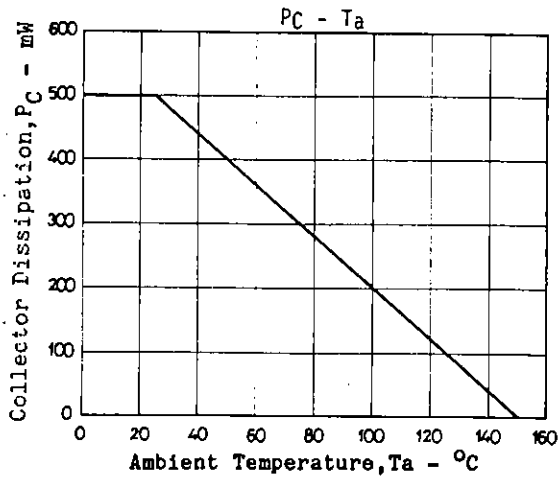
Electrical Characteristics at $T_a=25^\circ C$

			min	typ	max	unit
Collector Cutoff Current	I_{CBO}	$V_{CB}=80V, I_E=0$			0.1	μA
Emitter Cutoff Current	I_{EBO}	$V_{EB}=10V, I_C=0$			0.1	μA
DC Current Gain	h_{FE}	$V_{CE}=5V, I_C=10mA$	500	1000	2000	
Gain-Bandwidth Product	f_T	$V_{CE}=10V, I_C=10mA$		170		MHz
Output Capacitance	c_{ob}	$V_{CB}=10V, f=1MHz$		1.8		pF
Collector to Emitter Saturation Voltage	$V_{CE(sat)}$	$I_C=10mA, I_B=200\mu A$		0.1	0.5	V
Base to Emitter Saturation Voltage	$V_{BE(sat)}$	$I_C=10mA, I_E=200\mu A$		0.7	1.0	V
Collector to Base Breakdown Voltage	$V_{(BR)CBO}$	$I_C=10\mu A, I_E=0$	120			V
Collector to Emitter Breakdown Voltage	$V_{(BR)CEO}$	$I_C=1mA, R_{BE}=\infty$	100			V
Emitter to Base Breakdown Voltage	$V_{(BR)EBO}$	$I_E=10\mu A, I_C=0$	15			V

Package Dimensions 2003A
(unit: mm)







- No products described or contained herein are intended for use in surgical implants, life-support systems, aerospace equipment, nuclear power control systems, vehicles, disaster/crime-prevention equipment and the like, the failure of which may directly or indirectly cause injury, death or property loss.
- Anyone purchasing any products described or contained herein for an above-mentioned use shall:
 - ① Accept full responsibility and indemnify and defend SANYO ELECTRIC CO., LTD., its affiliates, subsidiaries and distributors and all their officers and employees, jointly and severally, against any and all claims and litigation and all damages, cost and expenses associated with such use;
 - ② Not impose any responsibility for any fault or negligence which may be cited in any such claim or litigation on SANYO ELECTRIC CO., LTD., its affiliates, subsidiaries and distributors or any of their officers and employees jointly or severally.
- Information (including circuit diagrams and circuit parameters) herein is for example only; it is not guaranteed for volume production. SANYO believes information herein is accurate and reliable, but no guarantees are made or implied regarding its use or any infringements of intellectual property rights or other rights of third parties.