



CHENYI ELECTRONICS

GBP005 THRU GBP10

SINGLE PHASE GLASS PASSIVATED BRIDGE RECTIFIER

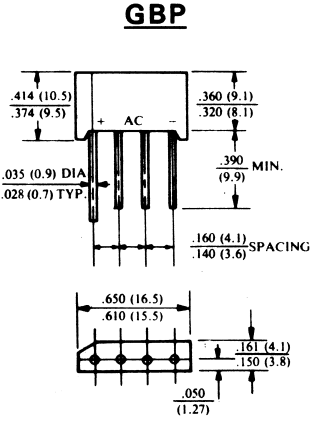
Voltage: 50 TO 1000V CURRENT:2.0A

FEATURES

- Ideal for printed circuit board
- Reliable low cost construction utilizing molded plastic technique
- Surge overload rating: 50A peak

MECHANICAL DATA

- Terminal:** Plated leads solderable per MIL-STD 202E, method 208C
- Case:** UL-94 Class V-0 recognized Flame Retardant Epoxy
- Polarity:** Polarity symbol marked on body
- Mounting position:** any



Dimensions in inches and (millimeters)

MAXIMUM RATINGS AND ELECTRICAL CHARACTERISTICS

(Single-phase, half-wave, 60HZ, resistive or inductive load rating at 25 °C , unless otherwise stated, for capacitive load, derate current by 20%)

	SYMBOL	KBP005	KBP01	KBP02	KBP04	KBP06	KBP08	KBP10	units
Maximum Recurrent Peak Reverse Voltage	V _{rrm}	50	100	200	400	600	800	1000	V
Maximum RMS Voltage	V _{rms}	35	70	140	280	420	560	700	V
Maximum DC blocking Voltage	V _{dc}	50	100	200	400	600	800	1000	V
Maximum Average Forward Rectified current at Ta=50 °C	I _{f(av)}	2.0							A
Peak Forward Surge Current 8.3ms single half sine-wave superimposed on rated load	I _{fsm}	60							A
Maximum Instantaneous Forward Voltage at forward current 2.0A DC	V _f	1.1							V
Maximum DC Reverse Voltage Ta=25 °C at rated DC blocking voltage Ta=100 °C	I _r	10.0							μ A
		1.0							m A
Operating Temperature Range	T _j	-55 to +150							°C
Storage and operation Junction Temperature	T _{stg}	-55 to +150							°C

Note:

1.Measured at 1.0 MHz and applied reverse voltage of 4.0Vdc



RATINGS AND CHARACTERISTIC CURVES GBP005 THRU GBP10

FIG.1-MAXIMUM NON-REPETITIVE FORWARD SURGE CURRENT

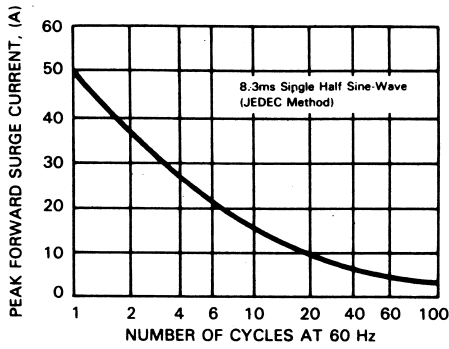


FIG.2-TYPICAL FORWARD CURRENT DERATING CURVE

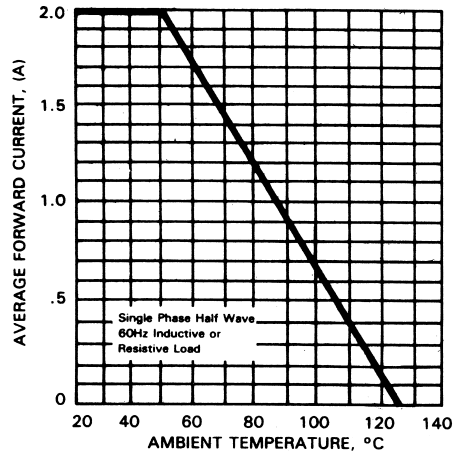


FIG.3-TYPICAL INSTANTANEOUS FORWARD CHARACTERISTICS

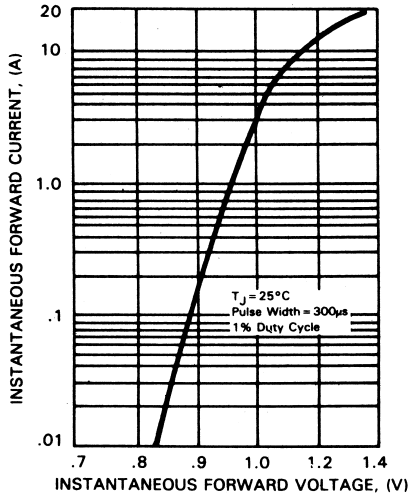


FIG.4-TYPICAL REVERSE CHARACTERISTICS

