


Series 350 / 450

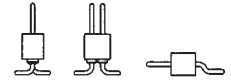
PCB connectors 2.54 mm
Single row / double row
Surface mount



Pin connectors, surface mount

With screw machined pins $\varnothing 0.47$ mm




For corresponding receptacles see pages 36 to 42 and 47, 48



New:

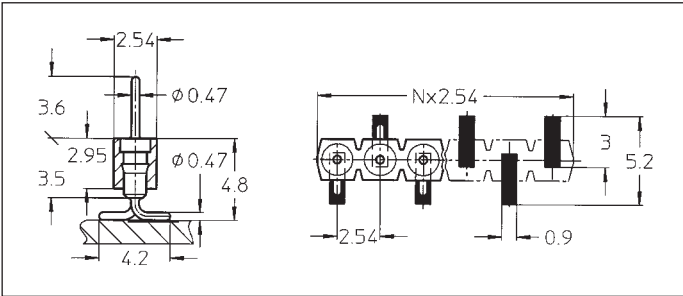
Pin connectors with selective plated precision screw machined pin, plating code Z1.

Connecting side 1: gold plated
soldering/PCB side 2: tin plated

Platings	Sleeve 	Clip 	Pin 
10 90 Z1			0.25 μ m Au 5 μ m Sn Pb 1: 0.25 μ m Au 2: 5 μ m Sn Pb

Ordering information

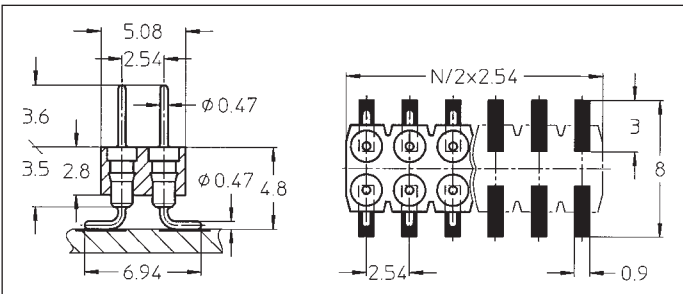
Replace **xx** with the number of poles, e.g. 350-10-1**xx**-00-106 for a single row version with 16 contacts becomes: 350-10-1**16**-00-106



- 350-10-1xx-00-106
- 350-90-1xx-00-106
- 350-Z1-1xx-00-106

SMD pin connector: single row, perpendicular mount

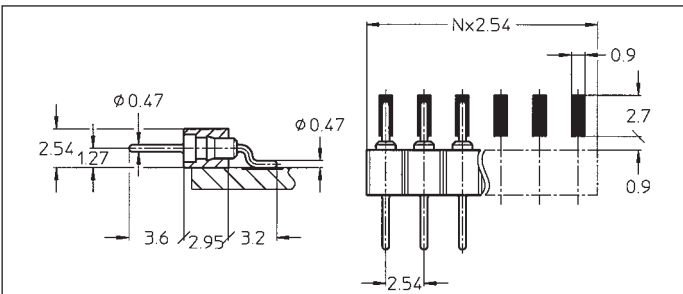
Availability from: 3 to 64 contacts
Standard number of contacts 5, 6, 8, 10, 14, 16, 20, 21, 25, 30, 32, 48, 56, 60, 64



- 450-10-2xx-00-106
- 450-90-2xx-00-106
- 450-Z1-2xx-00-106

SMD pin connector: double row, perpendicular mount

Availability from: 4 to 72 contacts
Standard number of contacts 40, 44, 56, 64, 72



- 350-10-1xx-00-206
- 350-90-1xx-00-206
- 350-Z1-1xx-00-206

SMD pin connector: single row, parallel mount

Availability from: 1 to 64 contacts
Standard number of contacts 5, 6, 8, 10, 14, 16, 20, 21, 25, 30, 32, 48, 56, 60, 64