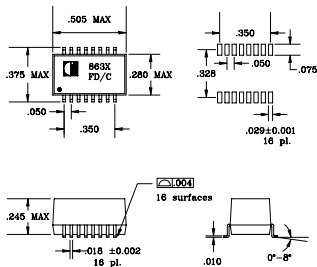


- Models matched to leading transceiver ICs
- Return Loss requirements of G.703 exceed
- 1500 Vrms isolation per UL1459 and UL1950
- Extended operating temperature range of -40°C to +85°C



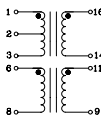
Mechanical and Schematic (All dimensions in inches)

SUGGESTED PAD LAYOUT

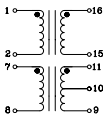
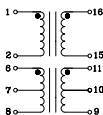


Unless specified all tolerances ± 0.010

SCHEMATIC 1



SCHEMATIC 2



SCHEMATIC 3

ELECTRICAL SPECIFICATION @ 25°C

Part Number	Turns Ratio ($\pm 2\%$)		OCL Primary @ 25°C ($\mu\text{H MIN}$)		OCL Primary @ -40°C ($\mu\text{H MIN}$)		L_L ($\mu\text{H MAX}$)		$C_{w/w}$ (pF MAX)		Isolation Voltage (Vrms MIN)	Schematic	Primary Pins	
	TX	RX	TX	RX	TX	RX	TX	RX	TX	RX			TX	RX
8630	1:2CT	1:1	40	100	19	40	.100	.110	10	10	1500	1	16-14	6-8
8631	1CT:1CT	1:1	100	100	40	40	.110	.110	10	10	1500	2	6-8	16-15
8632	1:2CT	1:1	100	100	40	40	.110	.110	10	10	1500	3	7-8	16-15