

KBL005 ...KBL10

4.0A SINGLE - PHASE SILICON BRIDGE

Features

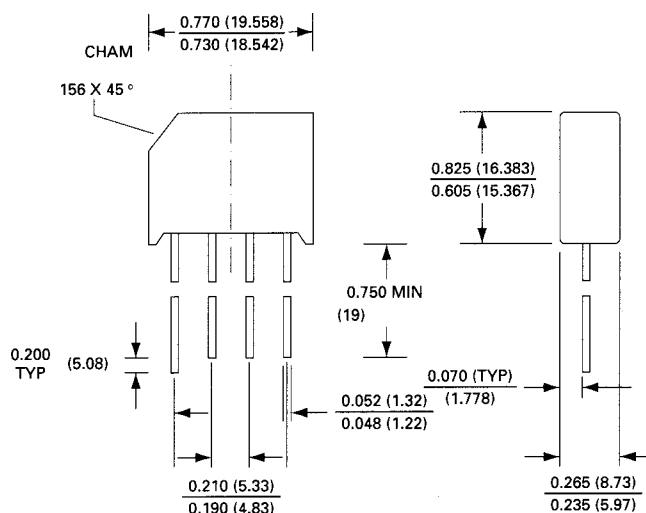
- Ideal for printed circuit board
- Surge overload rating - 200 amperes peak
- Mounting Position: Any
- Leads: Silver-plated copper
- Plastic material has Underwriters Laboratory Flammability Classification 94V-0.
- U/L recognized file # 142814

VOLTAGE RANGE

50 to 1000 Volts

CURRENT

4.0 Amperes



Dimensions in inches and (millimeters)

MAXIMUM RATINGS AND ELECTRICAL CHARACTERISTICS

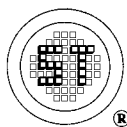
Rating at 25 °C ambient temperature unless otherwise specified.

Single phase, half wave, 60Hz, resistive or inductive load.

For capacitive load, derate current by 20%.

	KBL005	KBL01	KBL02	KBL04	KBL06	KBL08	KBL10	UNITS
Maximum Recurrent Peak Reverse Voltage	50	100	200	400	600	800	1000	V
Maximum RMS Bridge Input Voltage	35	70	140	280	420	560	700	V
Maximum DC Blocking Voltage	50	100	200	400	600	800	1000	V
Maximum Average Forward Rectified Output Current at 50 °C T _A (Note 1)	4.0							A
Peak Forward Surge Current, 8.3 ms single half sine-wave superimposed on rated load	200							A
Maximum Forward Voltage Drop per Bridge Element at 3A Peak	1.0							V
Maximum DC Reverse Current at Rated DC Blocking Voltage	10							μA
Maximum Reverse Current at Rated DC Blocking Voltage and 150° T _A	1.0							mA
Operating and storage temperature Range, T _A	-55 to + 150							°C

NOTES: (1) Mounting conditions. 0.5" lead length maximum.



SEMTECH ELECTRONICS LTD.

(wholly owned subsidiary of HONEY TECHNOLOGY LTD.)

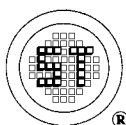
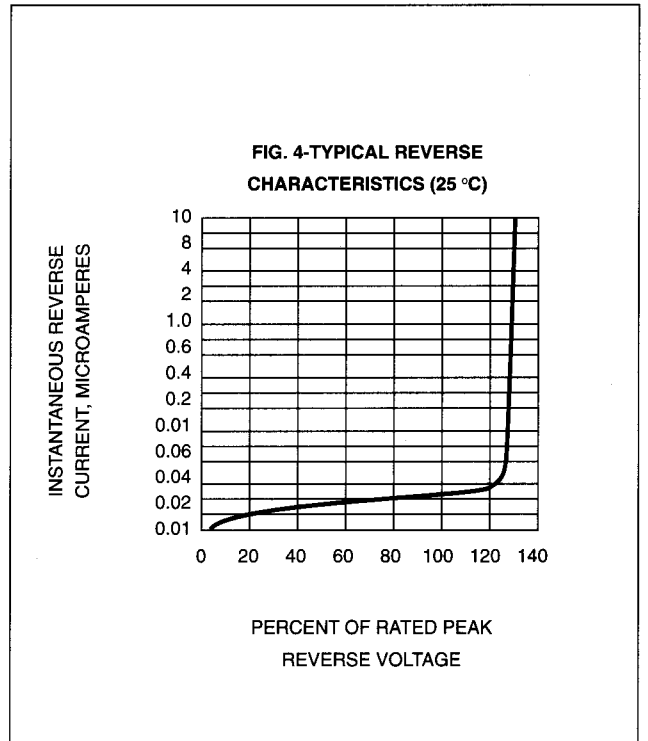
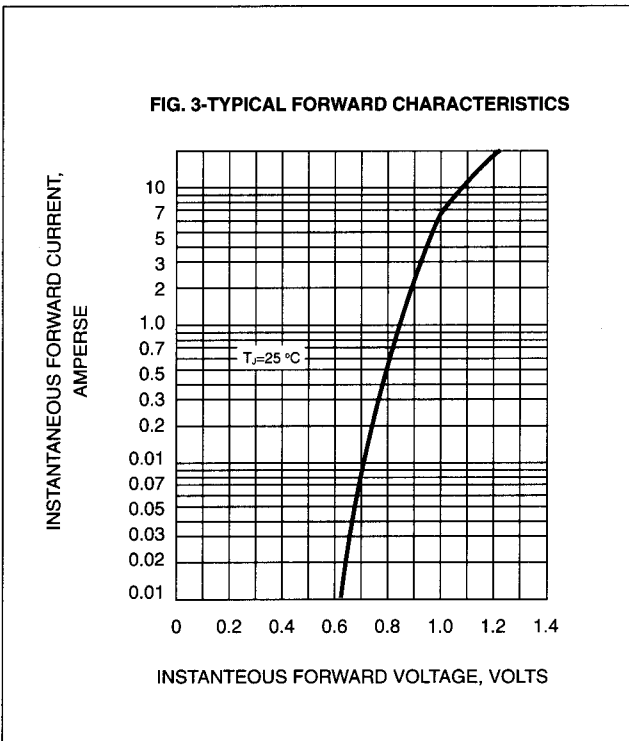
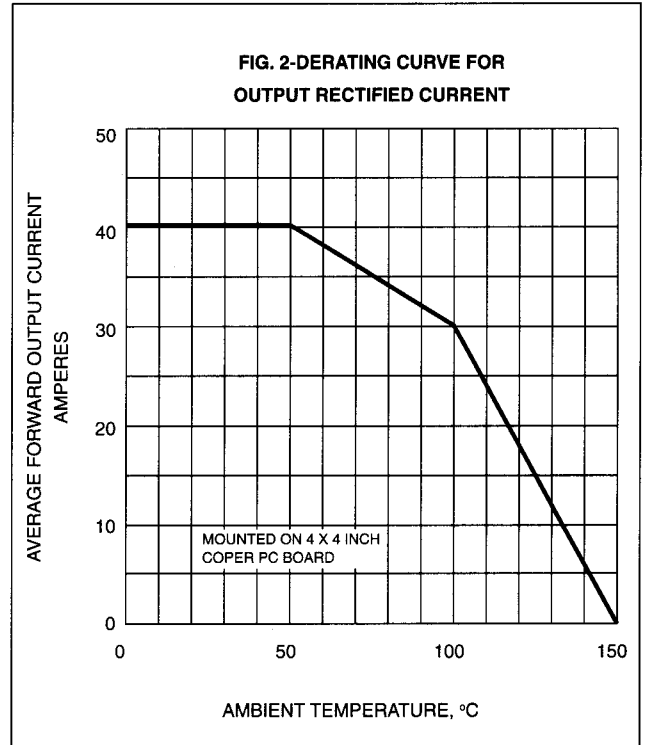
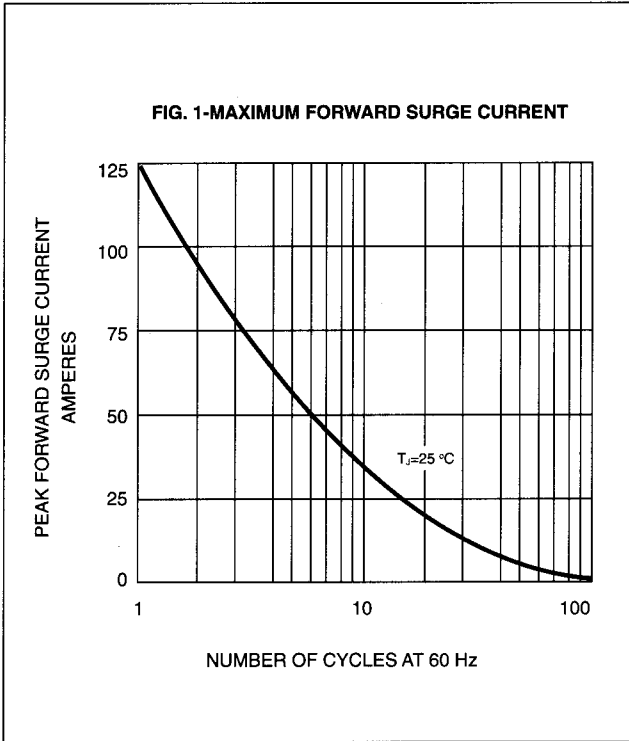


KBL005 ...KBL10

4.0A SINGLE - PHASE SILICON BRIDGE

RATING AND CHARACTERISTICS CURVES

KBL005 SERIES



SEMTECH ELECTRONICS LTD.
 (wholly owned subsidiary of HONEY TECHNOLOGY LTD.)

