



DATA SHEET

PJSD05

350W, LOW CLAMPING VOLTAGE TVS FOR PROTECTION IN PORTABLE ELECTRONICS

VOLTAGE 5.6 to 6.2 Volts **POWER** 150 Watts **SOD-123** Unit: inch (mm)

FEATURES

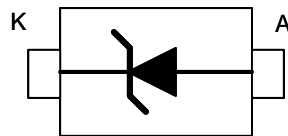
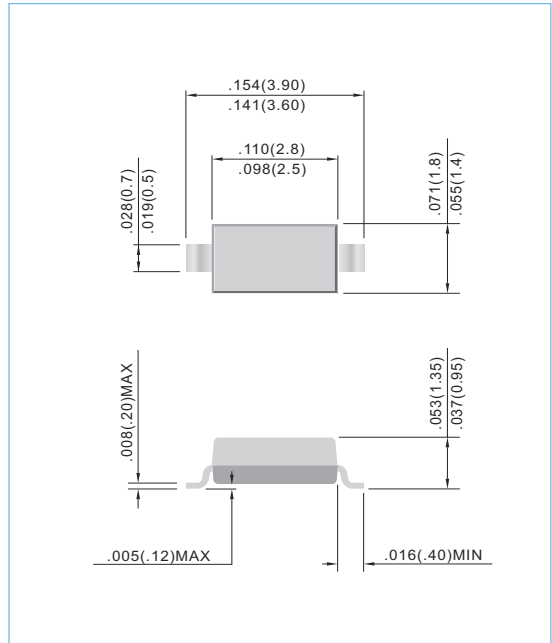
- 350W Power Dissipation (8x20µsec Waveform)
- Very Low Leakage Current, Maximum of 5µA @ 5Vdc
- Maximum Clamping voltage of 10V at I_{pk} = 24A 8x20µsec
- IEC61000-4-2 ESD 15kV air, 8kV Contact Compliance
- Both normal and Pb free product are available :
Normal : 80~95% Sn, 5~20% Pb
Pb free: 98.5% Sn above

APPLICATIONS

- Personal Digital Assistant (PDA)
- Digital Cameras
- Portable Instrumentation
- Mobile Phones and Accessories
- Desktops, Laptops

MECHANICAL DATA

- Case: SOD-123, Plastic
- Terminals: Solderable per MIL-STD-202, Method 208
- Approx. Weight: 0.0104 gram
- Marking: T1S



MAXIMUM RATINGS

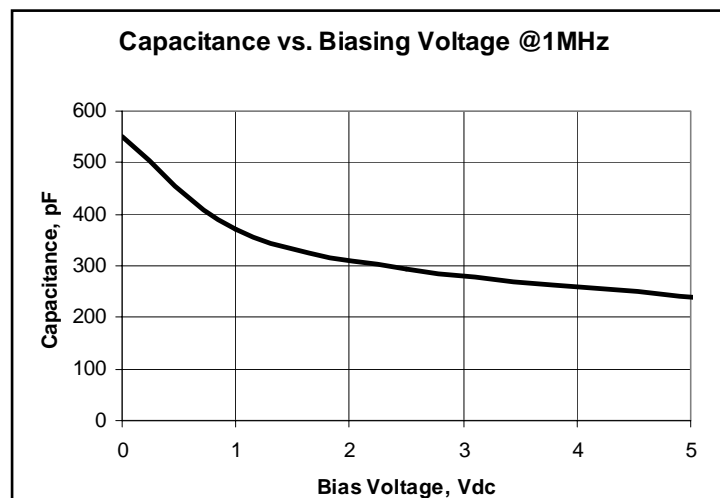
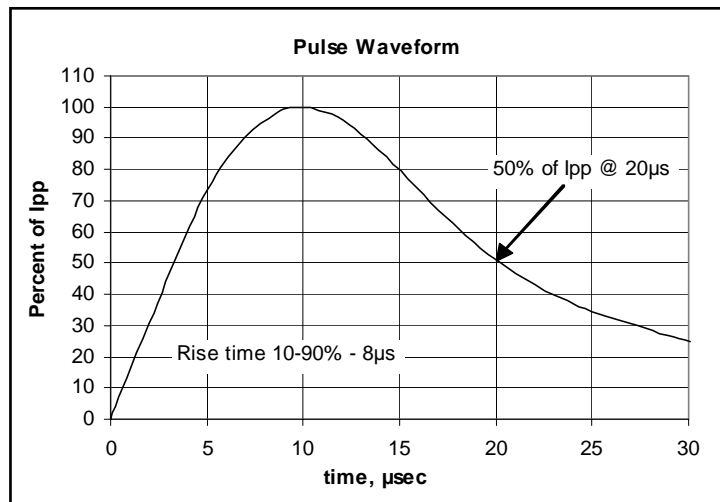
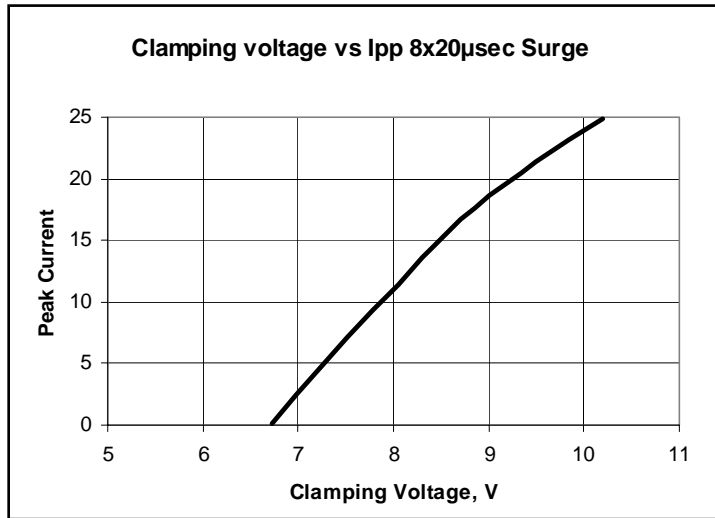
PARAMETER	Symbol	Value	Units
Peak Pulse Power 8x20 usec Waveform	P _{PP}	350	W
Peak Pulse Current (8x20µsec Waveform)	I _P	24	A
ESD Voltage (HBM)	V _{ESD}	>25	kV
Operating Temperature Range	T _J	-55 to +125	°C
Storage Temperature Range	T _{STG}	-55 to +150	°C

ELECTRICAL CHARACTERISTICS T_j = 25°C

PARAMETER	Symbol	Test Condition	MIN.	TYP.	MAX.	Units
Reverse Stand-Off Voltage	V _{RM}		-	-	5.0	V
Reverse Breakdown Voltage	V _{BR}	I _R = 1.0 mA	6.0	-	-	V
Reverse Leakage Current	I _R	V _R = 5.0V	-	-	1.0	µA
Clamping Voltage (8x20 usec)	V _{CL}	I _P = 5.0 Amps	-	-	7.5	V
Clamping Voltage (8x20 usec)	V _{CL}	I _P = 24 Amps	-	-	10	V
Off State Junction Capacitance	C _J	0 Vdc Bias f = 1MHz Between I/O pins and pin 7	-	-	550	pF
Off State Junction Capacitance	C _J	5 Vdc Bias f = 1MHz Between I/O pins and pin 7	-	-	235	pF

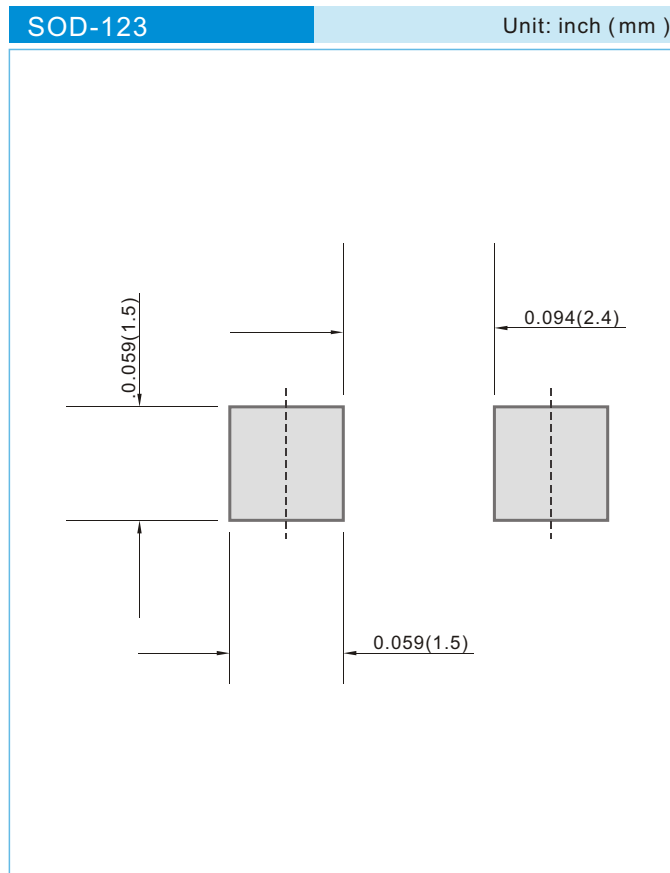


TYPICAL CHARACTERISTIC CURVES





MOUNTING PAD LAYOUT



ORDER INFORMATION

- Packing information
 - T/R - 10K per 13" plastic Reel
 - T/R - 3.0K per 7" plastic Reel

LEGAL STATEMENT

IMPORTANT NOTICE

This information is intended to unambiguously characterize the product in order to facilitate the customer's evaluation of the device in the application. The information will help the customer's technical experts determine that the device is compatible and interchangeable with similar devices made by other vendors. The information in this data sheet is believed to be reliable and accurate. The specifications and information herein are subject to change without notice. New products and improvements in products and product characterization are constantly in process. Therefore, the factory should be consulted for the most recent information and for any special characteristics not described or specified.

Copyright Pan Jit International Inc. 2003

All rights reserved. Reproduction in whole or in part is prohibited without the prior written consent of the copyright owner.

The information presented in this document does not form part of any quotation or contract. The information presented is believed to be accurate and reliable, and may change without notice in advance. No liability will be accepted by the publisher for any consequence of use. Publication thereof does not convey nor imply any license under patent or other industrial or intellectual property rights.