


## Molded, 50 Mil Pitch, Dual-In-Line Resistor Networks



The RMKM series of small outline surface mount style molded package can accommodate resistor network to your particular application requirements in compact circuit integration. The resistor element is a special nickel chromium film formulation on oxidized silicon.

Utilizing those networks will enable you to take advantage of parametric performances which will introduce in your circuitry high thermal and load life stability (0.05 % abs, 0.02 % ratio, 2000 h at + 70 °C at Pn) together with the added benefits of low noise and rapid rise time.

### FEATURES

- Tight TCR tracking down to 5 ppm/°C
- Monolithic reliability
- Low noise < - 35 dB

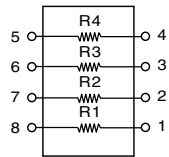


### TYPICAL PERFORMANCE

	ABS	TRACKING
TCR	10 ppm/°C	5 ppm/°C
	ABS	RATIO
TOL	0.1 %	0.05 %

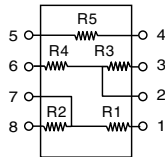
### SCHEMATIC

RMKM S408



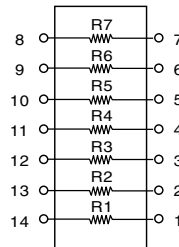
RMKM S508

Case S08

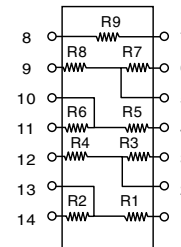


RMKM S714

Case S014

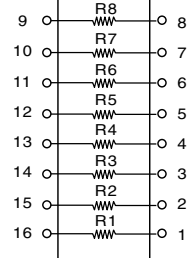


RMKM S914



RMKM S816

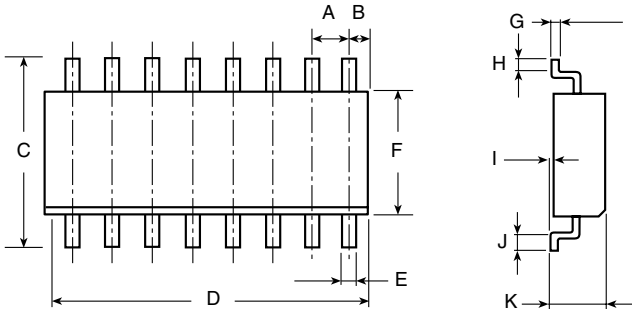
Case S016



For other configurations, please consult factory.

STANDARD ELECTRICAL SPECIFICATIONS			
TEST	SPECIFICATIONS		CONDITION
<b>SIZES</b>	<b>S08, S014, S016</b>		
<b>Resistance Range</b>	500 Ω to 200K		
<b>TCR:</b>	<b>Tracking</b>	± 5 ppm/°C Max.	- 55 °C to + 125 °C
	<b>Absolute</b>	± 15 ppm/°C (- 55 °C to ± 125 °C); ± 10 ppm/°C (0 °C to + 70 °C)	
<b>Tolerance:</b>	<b>Ratio</b>	0.05 % to 0.5 % (0.02 upon request)	
	<b>Absolute</b>	± 0.1 % to , ± 1 %	
<b>Power Rating:</b>	<b>Resistor</b>	50 mW	
	<b>Package</b>	S08 = 250 mW S014 = 500 mW S016 = 500 mW	at + 70 °C
<b>Stability</b>	<b>ΔR Absolute</b>	0.05 %	2000 hrs at + 70 °C at P
	<b>ΔR Ratio</b>	0.02 %	2000 hrs at + 70 °C at P
<b>Voltage Coefficient</b>	< 0.1 ppm/Volt		
<b>Working Voltage</b>	50 V <sub>DC</sub> Max.		
<b>Operating Temperature Range</b>	- 55 °C to + 125 °C		
<b>Storage Temperature Range</b>	- 55 °C to + 155 °C		
<b>Noise</b>	- 35 dB (typical)		MIL-STD-202, Meth. 308
<b>Thermal EMF</b>	0.1 μV/°C		
<b>High Temp. Storage Shelf Life Stability</b>	<b>Absolute</b>	0.075 %	2000 hrs at + 125 °C
	<b>Ratio</b>	0.025 %	2000 hrs at + 125 °C

**DIMENSIONS AND IMPRINTING** in inches and millimeters



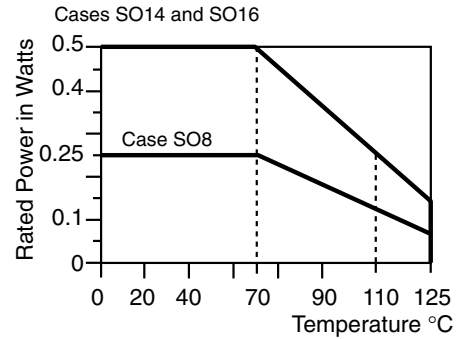
**Imprinting:**

VISHAY logo, series, ohmic value, tolerance, manufacturing date

	INCHES	MILLIMETERS
A	0.05	Pitch 1.27
B	0.025	0.63 Max.
C (S08)	0.232/0.244	5.9/6.2
C (S14)	0.232/0.244	5.9/6.2
C (S16)	0.248/0.260	6.3/6.6
D (S08)	0.187/0.195	4.75/4.95
D (S14)	0.337/0.344	8.55/8.75
D (S16)	0.386/0.394	9.8/10
E	0.014/0.018	0.35/0.45
F (S08)	0.154/0.157	3.9/4
F (S14)	0.154/0.157	3.9/4
F (S16)	0.154/0.157	3.9/4
G	0.007/0.010	0.185/0.265
H, J	0.015	0.40
I	0.004/0.007	0.1/0.2
K	0.070 Max.	1.75 Max.

MECHANICAL SPECIFICATIONS	
Mechanical Protection	Epoxy Molded Assembly
Terminal Leads	100 % Tin
Resistive Element	Passivated Nichrome
Unit Weight: Case S08	0.070 g
Cases S014, S016	0.146 g

**DERATING CURVE**



**GLOBAL PART NUMBER INFORMATION**

New Global Part Numbering: **RMKMS40810KFDT** (preferred part number format)

R	M	K	M	S	4	0	8	1	0	K	F	D	T
GLOBAL MODEL		VALUE		ABS. TOLERANCE		RATIO TOLERANCE		PACKAGING					
RMKMS408 RMKMS508 RMKMS816 RMKMS714 RMKMS914		Decimal: R or K		B = 0.1 % D = 0.5 % F = 1.0 %		B = 0.1 % W = 0.05 % P = 0.02 % L = 0.01 %		T = TAPE					

Historical Part Number example: **RMKMS 408 10K 1 % abs 0.5 % ratio T** (will continue to be accepted)

RMKMS 408	10K	1 % abs 0.5 % ratio	T
HISTORICAL MODEL	VALUE	ABS. TOLERANCE AND RATIO TOLERANCE	PACKAGING



## Notice

Specifications of the products displayed herein are subject to change without notice. Vishay Intertechnology, Inc., or anyone on its behalf, assumes no responsibility or liability for any errors or inaccuracies.

Information contained herein is intended to provide a product description only. No license, express or implied, by estoppel or otherwise, to any intellectual property rights is granted by this document. Except as provided in Vishay's terms and conditions of sale for such products, Vishay assumes no liability whatsoever, and disclaims any express or implied warranty, relating to sale and/or use of Vishay products including liability or warranties relating to fitness for a particular purpose, merchantability, or infringement of any patent, copyright, or other intellectual property right.

The products shown herein are not designed for use in medical, life-saving, or life-sustaining applications. Customers using or selling these products for use in such applications do so at their own risk and agree to fully indemnify Vishay for any damages resulting from such improper use or sale.