




CONNECTION		
PAD	Variant T	Variants V & N
1	Not connected	Freq adjustment
2	Ground	Ground
3	Output	Output
4	Supply	Supply

Scale 2:1

Features

-  **3.0V to 5.0V supply, low power consumption**
-  **Stabilities down to ±1.0ppm**
-  **Industrial temperature range option**

Ordering Information

Product name + variant + option codes (if any) + frequency
 eg: **GTXO-560V 13.0MHz** ±2.5ppm -30+75°C, 3V supply (standard)
GTXO-560V/GP 13.0MHz ±1.5ppm -20+70°C, 5V supply
 Option code X (eg GTXO-560V/X) denotes a custom spec.

- ◆ Available on T&R - 2k pcs per reel.
- ◆ Refer to our website for T&R and soldering details.
- ◆ Trimmer tool available. Ask for our part number MA06805.

Specifications

GTXO-560T: Internal trimmer

GTXO-560V: Voltage adjustment + trimmer

GTXO-560N: Voltage adjustment, no trimmer

Parameters	Variant			Option Codes
	T	V	N	
Package style: with trimmer without trimmer	■	■	■	
Frequency range: 10.0 ~ 40.0MHz	■	■	■	
Frequency stability: ±2.5ppm over -40 to +85°C ±2.5ppm over -30 to +75°C ±2.0ppm over -30 to +75°C ±1.5ppm over -20 to +70°C ±1.0ppm over -20 to +70°C	<input type="checkbox"/> ■ <input type="checkbox"/> <input type="checkbox"/> <input type="checkbox"/>	<input type="checkbox"/> ■ <input type="checkbox"/> <input type="checkbox"/> <input type="checkbox"/>	<input type="checkbox"/> ■ <input type="checkbox"/> <input type="checkbox"/> <input type="checkbox"/>	K H G F
Storage temperature range: -40 to +85°C	■	■	■	
Frequency vs supply voltage: ±0.3ppm (<22.0MHz) ±0.5ppm (<28.0MHz) ±1.0ppm (<40.0MHz)	■ ■ ■	■ ■ ■	■ ■ ■	
Frequency vs load change: ±0.3ppm (10kΩ±10%/10pF±10%)	■	■	■	
Ageing (1st yr): ±1.0ppm (<22.0MHz) ±1.5ppm (<28.0MHz) ±2.0ppm (<40.0MHz)	■ ■ ■	■ ■ ■	■ ■ ■	
Supply voltage (V_{DD}): +3.0V (±5%) +3.3V (±5%) +5.0V (±5%)	■ <input type="checkbox"/> <input type="checkbox"/>	■ <input type="checkbox"/> <input type="checkbox"/>	■ <input type="checkbox"/> <input type="checkbox"/>	M P
Supply current: 2.0mA max (<22.0MHz) 3.0mA max (<28.0MHz) 4.0mA max (<40.0MHz)	■ ■ ■	■ ■ ■	■ ■ ■	
Output waveform: Clipped sine, 0.8V p-p typ	■	■	■	
Test load: 10kΩ // 10pF	■	■	■	
Frequency adjustment: ±3ppm min by internal trimmer ±5.0 ~ ±10.0ppm ±8.0 ~ ±14.0ppm	■	■ ■	■	
Control voltage range: +1.5V ±1.0V (3.0V supply) +1.65V ±1.35V (3.3V supply) +2.5V ±2.0V (5.0V supply)		■ <input type="checkbox"/> <input type="checkbox"/>	■ <input type="checkbox"/> <input type="checkbox"/>	
Preset frequency: ±0.5ppm / +25°C ±2°C ±2.0ppm / +25°C ±2°C	■	■	■	

■ Standard. □ Optional - Please specify required code(s) when ordering

Standard Frequencies

Frequencies in MHz			
10.00000	13.00000	15.36000	19.20000
12.80000	14.40000	16.00000	20.00000