

# Formosa MS

## ZS4728A THRU ZS4753A

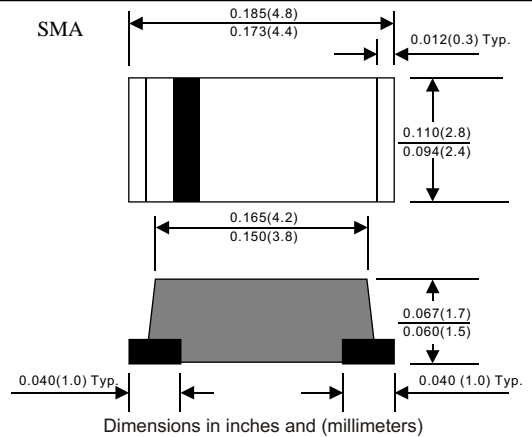
### 1WATT SURFACE MOUNT ZENER DIODE

#### FEATURES

- LOW COST
- SMALL SIZE

#### MECHANICAL DATA

- CASE : SMA
- TERMINALS : SOLDERABLE PER MIL-STD -202, METHOD 208
- POLARITY : COLOR BAND DENOTES CATHODE
- MOUNTING POSITION : ANY
- WEIGHT : 0.05 GRAMS



#### MAXIMUM RATINGS AND ELECTRICAL CHARACTERISTICS

RATINGS AT 25°C AMBIENT TEMPERATURE UNLESS OTHERWISE SPECIFIED

STORAGE AND OPERATING TEMPERATURE RANGE -55 TO + 150°C

ELECTRICAL CHARACTERISTICS (TA=25°C UNLESS OTHERWISE NOTED) VF=1.2V MAX, IF = 200mA FOR ALL TYPES

JEDEC TYPE NO	MARKING CODE	NOMINAL ZENER VOLTAGE V <sub>Z</sub> @ I <sub>ZT</sub> VOLTS	TEST CURRENT I <sub>ZT</sub> Ma	MAXIMUM ZENER IMPEDANCE			LEAKAGE CURRENT		SURGE CURRENT @ TA=25°C I <sub>R</sub> - Ma
				Z <sub>ZT</sub> @ I <sub>ZT</sub> OHMS	Z <sub>ZK</sub> @ I <sub>ZK</sub> OHMS	I <sub>ZK</sub> Ma	I <sub>R</sub> µA MAX	V <sub>R</sub> VOLTS	
ZS4728A	Z3V3	3.3	76	10	400	1	100	1	1380
ZS4729A	Z3V6	3.6	69	10	400	1	100	1	1260
ZS4730A	Z3V9	3.9	64	9	400	1	50	1	1190
ZS4731A	Z4V3	4.3	58	9	400	1	10	1	1070
ZS4732A	Z4V7	4.7	53	8	500	1	10	1	970
ZS4733A	Z5V1	5.1	49	7	550	1	10	1	890
ZS4734A	Z5V6	5.6	45	5	600	1	10	2	810
ZS4735A	Z6V2	6.2	41	2	700	1	10	3	730
ZS4736A	Z6V8	6.8	37	3.5	700	1	10	4	660
ZS4737A	Z7V5	7.5	34	4	700	0.5	10	5	605
ZS4738A	Z8V2	8.2	31	4.5	700	0.5	10	6	550
ZS4739A	Z9V1	9.1	28	5	700	0.5	10	7	500
ZS4740A	Z10	10	25	7	700	0.25	10	7.6	454
ZS4741A	Z11	11	23	8	700	0.25	5	8.4	414
ZS4742A	Z12	12	21	9	700	0.25	5	9.1	380
ZS4743A	Z13	13	19	10	700	0.25	5	9.9	344
ZS4744A	Z15	15	17	14	700	0.25	5	11.4	304
ZS4745A	Z16	16	15.5	16	700	0.25	5	12.2	285
ZS4746A	Z18	18	14	20	750	0.25	5	13.7	250
ZS4747A	Z20	20	12.5	22	750	0.25	5	15.2	225
ZS4748A	Z22	22	11.5	23	750	0.25	5	16.7	205
ZS4749A	Z24	24	10.5	25	750	0.25	5	18.2	190
ZS4750A	Z27	27	9.5	35	750	0.25	5	20.6	170
ZS4751A	Z30	30	8.5	40	1000	0.25	5	22.8	150
ZS4752A	Z33	33	7.5	45	1000	0.25	5	25.1	135
ZS4753A	Z36	36	7.0	50	1000	0.25	5	27.4	125

NOTE : SUFFIX "A" FOR ±5%

# RATINGS AND CHARACTERISTIC CURVES ZS4728A THRU ZS4753A

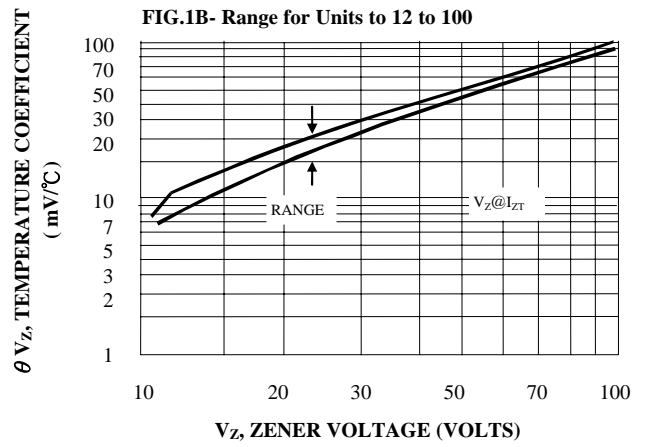
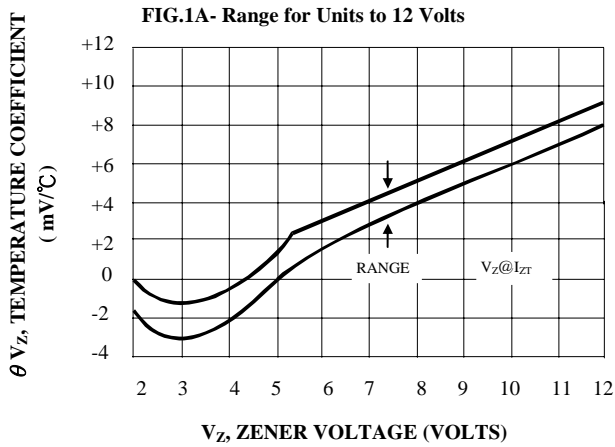


Figure 2. Temperature Coefficients (-55°C to +150°C temperature change; 90% of the units are in the ranges indicated.)

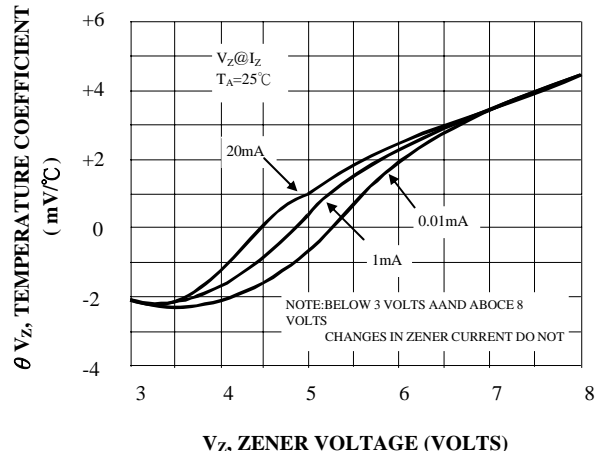
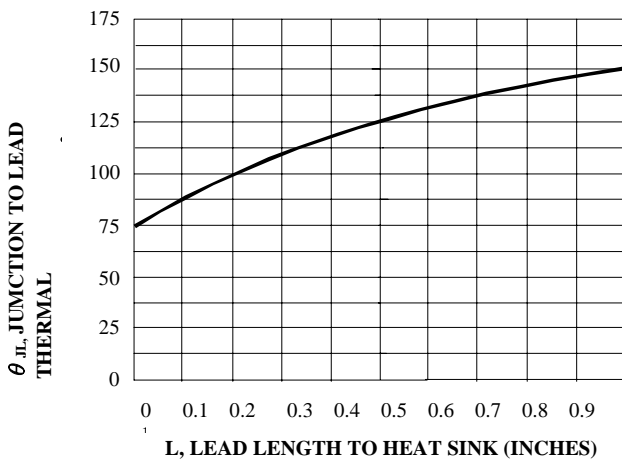


Figure 3. Typical Thermal Resistance versus Lead

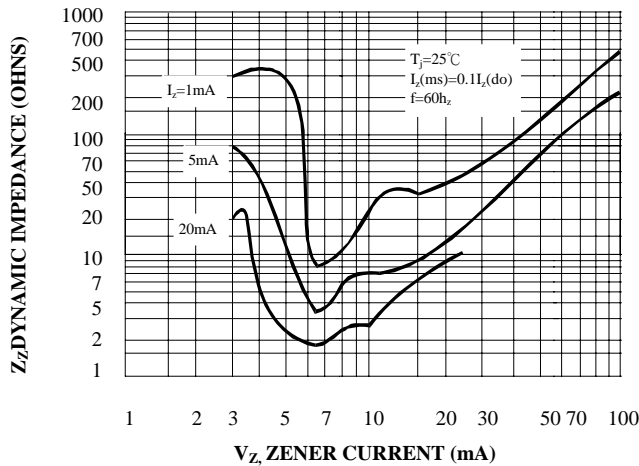


Figure 4. Effect of Zener Current

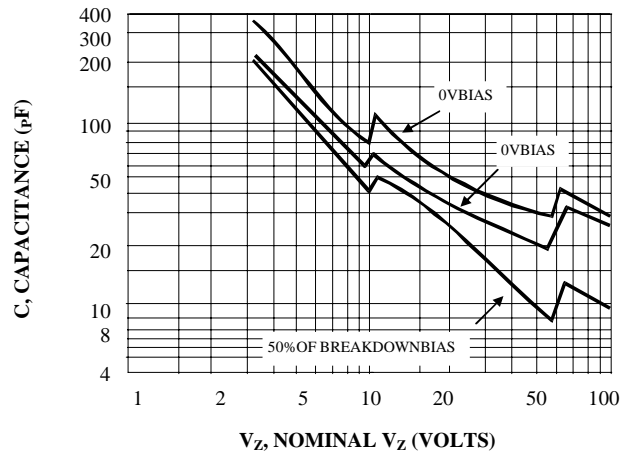


Figure 7 - Power Temperature Derating Curve

