


LOW-COST GENERAL PURPOSE CONFORMAL COATED WIREWOUND RESISTOR

ISO-9001
Registered



SPP SERIES

- Color band standard identification
- Coated or uncoated units
- Positive high TC's upon request
- Weldable and solderable magnetic leads
- Lower ranges available - contact factory



SPECIFICATIONS:

IRC Type	SPP-1		SPP-2		SPP-3	
Standard Resistance (ohms)	0.1 - 1200*		0.1 - 2400		0.1 - 2400	
Standard Tolerance (±%)	5, 10		5, 10		5, 10	
Power Rating (watts)	1W @ 85°C 3/4W @ 105°C 1/2W @ 125°C Derating to 0 @ 160°C		2W @ 85°C 1W @ 140°C --- ---		3W @ 85°C 2W @ 145°C 1W @ 190°C ---	
Load Life Stability	1W @ 85°C ±10%		2W @ 85°C ±10%		3W @ 85°C ±10%	
Max. Continuous Working Voltage	√PR		√PR		√PR	
Min. Insulation Resistance - Dry	10,000 megohm		10,000 megohm		10,000 megohm	
Min. Insulation Resistance - Wet	100 megohm		100 megohm		100 megohm	
Min. Dielectric Withstanding Voltage	600 volts RMS		600 volts RMS		600 volts RMS	
Current Noise	Negligible		Negligible		Negligible	
Temperature Rise at Rated Load, 25°C Ambient	Approx. 150°C		Approx. 200°C		Approx. 225°C	
Temperature Coefficient	±600/°C 0.10Ω-0.91Ω	±300/°C 1Ω-1200Ω	±600/°C 0.10Ω-0.91Ω	±300/°C 1Ω-2400Ω	±600/°C 0.10Ω-0.91Ω	±300/°C 1Ω-2400Ω

NOTE: Unless specified otherwise standard test centers are 1 3/4 inches.

DIMENSIONS (Inches):

IRC Type	A	B	C±.002
SPP-1	0.400 max.	0.148 max.	0.032
SPP-2	0.570 max.	0.170 max.	0.032
SPP-3	0.570 max.	0.170 max.	0.032

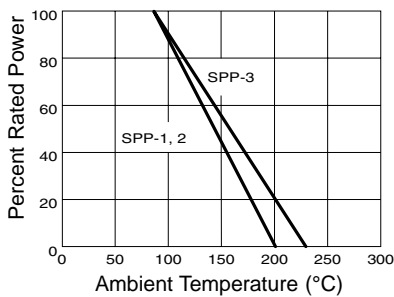
FUSE/PULSE APPLICATIONS:

SPP resistors normally fuse in less than one minute with five to ten times rated wattage depending on the range. By modifying the windings, using a different wire size or type, they can be made to fuse much faster. On the other hand, by using larger wire diameters and higher melt temperature alloys they can handle from five to fifty times overloads of film resistors depending on the range.

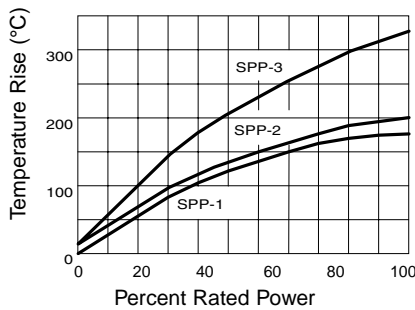
SPP CHARACTERISTICS:

	MAXIMUM LIMITS
Temperature Coefficient	SPP-1 ±600/°C 0.10Ω-0.91Ω
	±300/°C 1.0Ω-1200Ω
	SPP-2 ±600/°C 0.10Ω-0.91Ω
	±300/°C 1.0Ω-2400Ω
	SPP-3 ±600/°C 0.10Ω-0.91Ω
	±600/°C 1.0Ω-2400Ω
Thermal Shock	±5%
Low Shock	±5%
Short Time Overload	±5%
Commercial Short Time Overload	±5%
Resistance to Solder Immersion	±3%
Solderability	95% minimum coverage
Moisture Resistance	±5%
Life Test	±5%
Test Method	EIA Specification RS-344

POWER DERATING:



TEMPERATURE RISE:



HOW TO ORDER:

Sample Part No.:

