

# C&K C Series Power Rocker Switches



## Features/Benefits

- Positive detent
- Attractive design
- Snap-in mounting

## Typical Applications

- Floor care products
- Power outlet strips
- Small appliances
- RoHS compliant



## Specifications

CONTACT RATING: All Models: 15 AMPS @ 125 V AC; 10 AMPS @ 250 V AC . Models also available with see rating section.

ELECTRICAL LIFE: 10,000 make-and-break cycles at full load.

INSULATION RESISTANCE:  $10^9 \Omega$  min.

DIELECTRIC STRENGTH: 2,500 Vrms min. @ sea level.

**NOTE:** For the latest information regarding RoHS compliance, please go to: [www.ittcannon.com/rohs](http://www.ittcannon.com/rohs).

**NOTE:** Specifications and materials listed above are for switches with standard options. For information on specific and custom switches, consult Customer Service center.

## Materials

HOUSING & ACTUATOR: 6/6 nylon (UL 94V-2), black (standard).

MOVABLE CONTACTS: Copper, silver plated.

STATIONARY CONTACT & TERMINALS:

C121, C122 models with 'QA' rating: Copper, silver plated.

C221, C222 models with 'QA' rating: Copper.

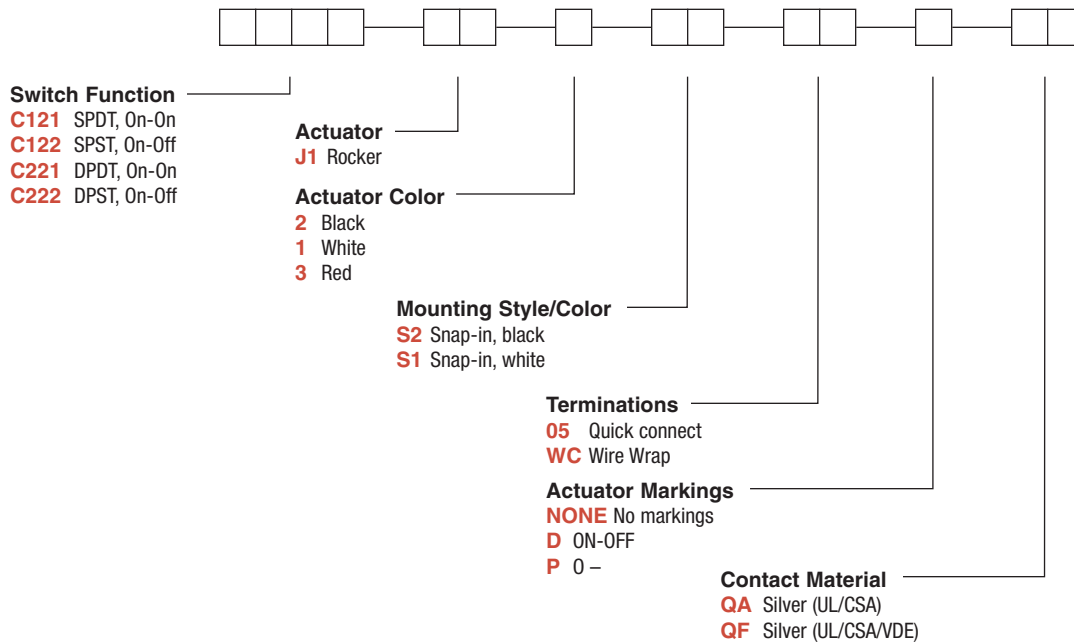
All models with 'QF' rating: Copper, silver plated.

CONTACT SPRING: Music wire or stainless steel.

OPERATING TEMPERATURE: -30°C to +65°C

## Build-A-Switch

To order, simply select desired option from each category and place in the appropriate box. Available options are shown and described on pages H-103 and H-105. For additional options not shown in catalog, consult Customer Service Center.



Rocker



H



ITT

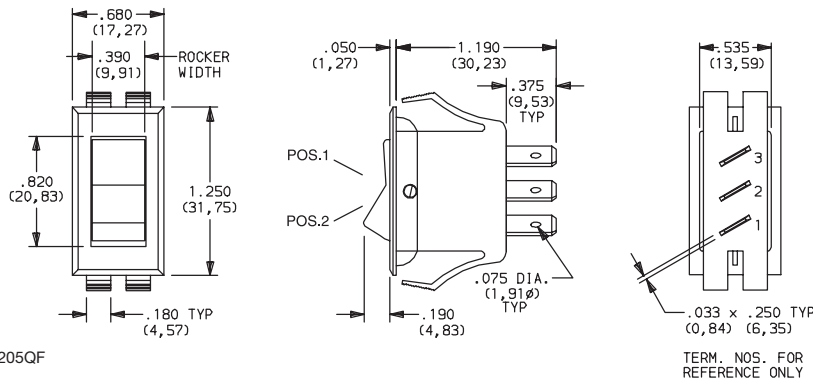
Dimensions are shown: Inch (mm)  
Specifications and dimensions subject to change

# C&K C Series Power Rocker Switches

## SWITCH FUNCTION

NO. POLES	MODEL NO.	SWITCH FUNCTION		CONNECTED TERMINALS		SCHEMATIC	
		POS. 1	POS. 2	POS. 1	POS. 2		
SP	<b>C121</b>	ON	ON	2-1 1-1A	2-3 1-1B		
	<b>C122</b>	ON	OFF	2-1 1-1A	OPEN		
DP	<b>C221</b>	ON	ON	1-1A, 2-2A	1-1B, 2-2B		
	<b>C222</b>	ON	OFF	1-1A, 2-2A	OPEN		

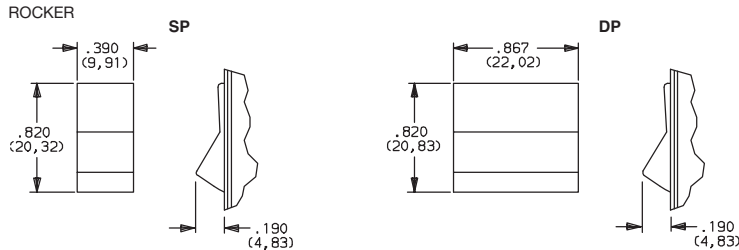
### SPDT



All models with all options.  
 Only models with 'QF' rating meet international dimensional and electrical requirements .  
 Contacts make on side opposite actuator thrown.

## ACTUATOR

### J1



OPTION CODE	ACTUATOR COLOR
<b>2</b>	BLACK
<b>1</b>	WHITE
<b>3</b>	RED

**NOTE:** Actuator finish: gloss (standard).  
 Other colors available, consult Customer Service Center.

## MOUNTING STYLE/COLOR

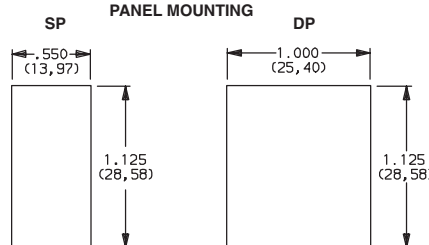
### S1, S2

SNAP-IN

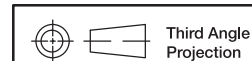
OPTION CODE	HOUSING COLOR
<b>S2</b>	BLACK
<b>S1</b>	WHITE

**NOTE:** Frame finish on housing: gloss (standard).  
 Other colors available, consult Customer Service Center.

PANEL MOUNTING



PANEL THICKNESS:  
 .020 (0,51) TO .200 (5,08)



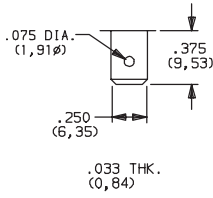
Dimensions are shown: Inch (mm)  
 Specifications and dimensions subject to change



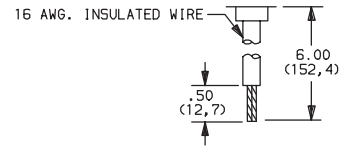
# C&K C Series Power Rocker Switches

## TERMINATIONS

**05** QUICK CONNECT



**WC** WIRE WRAP



Available with 'QA' contact material only,  
( only) SP models only.  
Black wire standard, other colors and lengths available, consult Customer Service Center. UL style 1015.

## ACTUATOR MARKINGS

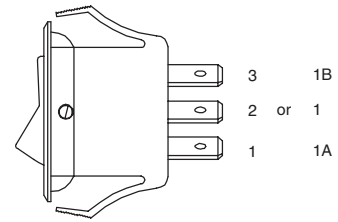
**NONE** NO MARKING



**D** ON-OFF



**P** O-



**NOTE:** Orientation of actuator markings and terminals.

'D, H, K & P' marking options: marking color white, standard for all actuator colors except white. Black, standard for white actuators. Consult Customer Service Center for other available markings and colors.

## CONTACT MATERIAL

OPTION CODE	RoHS COMPLIANT *	RoHS COMPATIBLE *	CONTACT AND TERMINAL MATERIAL	RATINGS	
				POWER	
<b>QA</b>	YES	YES	SILVER 1,2	POWER	15 AMPS @ 125 V AC; 10 AMPS @ 250 V AC (UL/CSA).
<b>QF</b>	YES	YES			15 AMPS @ 125 V AC; 10 AMPS @ 250 V AC (UL/CSA/VDE).

\* Note: See Technical Data section of this catalog for RoHS compliant and compatible definitions and specifications.

- <sup>1</sup> STATIONARY CONTACT & TERMINALS:  
All models with 'QA' rating: Copper, silver plated.  
All models with 'QF' rating: Copper, silver top layer.
- <sup>2</sup> MOVABLE CONTACTS: Copper, silver plated.

**NOTE:** 'QF' rating available with '05' terminations only.

**NOTE:** For the latest information regarding RoHS compliance, please go to: [www.ittcannon.com/rohs](http://www.ittcannon.com/rohs).

All models .

Only models with 'QF' rating meet international dimensional and electrical requirements .

Rocker



H

ITT

Third Angle Projection

Dimensions are shown: Inch (mm)  
Specifications and dimensions subject to change