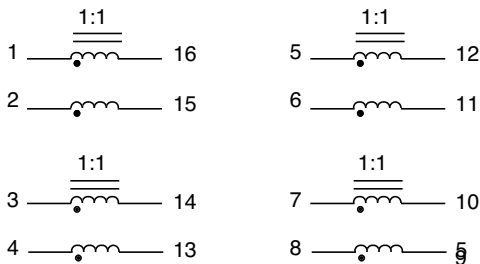


- Optimized for T1/E1 Applications
- Common Mode Choke for EMI Reduction

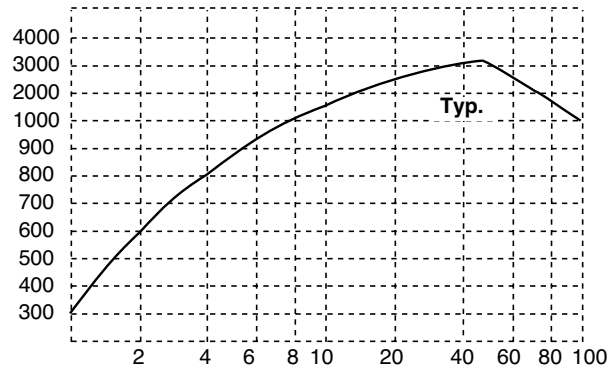
Electrical Parameters @ 25° C

OCL (μ H Min.)	Interwinding Capacitance (pF Max.)	Leakage Inductance (μ H Max.)	DCR (Ω Max.)
36	15	0.3	0.4

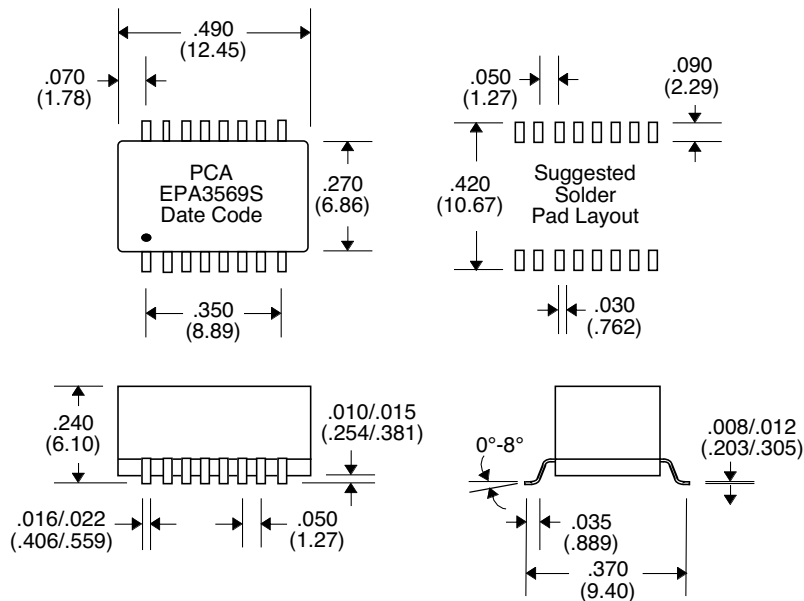
Schematic



Impedance Graph (deg Ω)



Package



Unless Otherwise Specified Dimensions are in Inches /mm $\pm .010 / .25$