

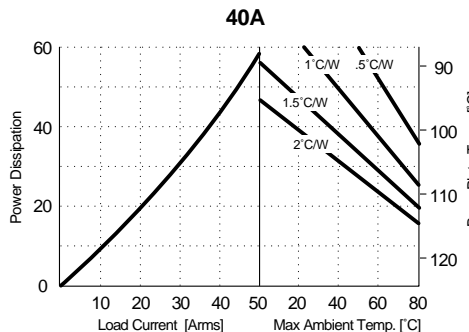
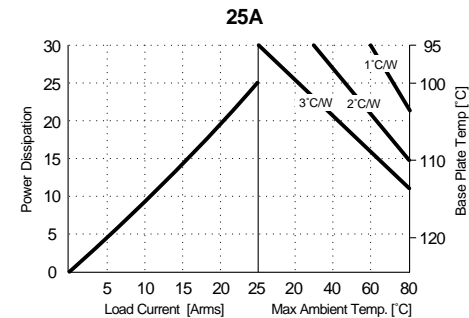
- DC or AC Control
- Zero Cross and Random Switching
- Up to 1200V Transient Capability
- SCR Output
- PCB Mount
- Low Profile

Manufactured in Crydom's ISO 9001 Certified facility for optimum product performance and reliability.

MODEL NUMBERS	Zero Cross Turn-on	LR600240D25	LR600240D40	LR1200480D25	LR1200480D40
	Random Turn-on	LR600240D25R	LR600240D40R	LR1200480D25R	LR1200480D40R

CURRENT DERATING CURVES

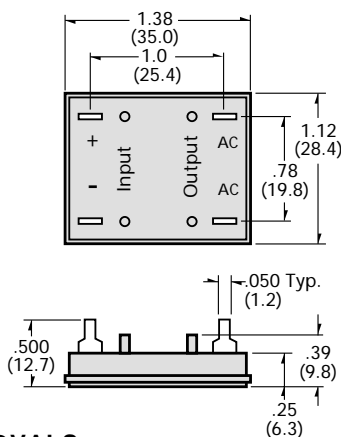
OUTPUT SPECIFICATIONS ①



Operating Voltage Range (47-63 Hz) [Vrms]	24-280	24-280	48-530	48-530
Load Current Range [Arms]	0.15-25	0.15-40	0.15-25	0.15-40
Transient Over-Voltage [Vpk]	600	600	1200	1200
Max. Surge Current Non-Repetitive, (16.6ms) [A _{pk}]	250	400	250	400
Max. I ² t For Fusing (8.3 msec.) [A ² sec]	260	660	260	660
Min. Off-State dv/dt @ Max. Rated Voltage [V/μsec] ③	500	500	500	500
Max. Off-State Leakage @ Rated Voltage [mA _{rms}]	0.1	0.1	0.1	0.1
Max. On-State Voltage Drop @ Rated Current [Vpk]	1.6	1.6	1.6	1.6
Max. Turn-On Time ④	1/2 cycle	1/2 cycle	1/2 cycle	1/2 cycle
Max. Turn-Off Time	1/2 cycle	1/2 cycle	1/2 cycle	1/2 cycle
Power Factor (Min.) With Max. Load	0.5	0.5	0.5	0.5

MECHANICAL DIMENSIONS

All dimensions are in inches (millimeters)



INPUT SPECIFICATIONS ①

	120 Vac Control ⑥	DC Control	240V AC Control ⑥
Control Voltage Range	90-140 Vac	4-32 Vdc	180-260 Vac
Must Turn On Voltage	90 Vac	4 Vdc	180 Vac
Must Turn Off Voltage	10 Vac	1 Vdc	10 Vac
Typical Input Current at 5Vdc ⑤ ⑥	15mA@120 Vac	9 mA@ 5 Vdc	11mA@ 240Vac

GENERAL SPECIFICATIONS

Dielectric Strength ②	2500 Vrms
Insulation Resistance (Min.) @ 500 Vdc ②	10 ⁹ Ohm
Max. Capacitance	8.0 pF
Ambient Operating Temperature Range	-30 to 80°C
Ambient Storage Temperature Range	-30 to 125°C

MECHANICAL SPECIFICATIONS

Weight: (typical)	0.5 oz. (14.4 g)
-------------------	------------------

GENERAL NOTES

© 2003 CRYDOM CORP, Specifications subject to change without notice.

- ① All parameters at 25°C unless otherwise specified.
- ② Dielectric and insulation resistance are measured between input and output.
- ③ Off-State dv/dt test method per EIA/NARM standard RS-443.
- ④ Turn on time for random switching models is 0.1 ms (use suffix when ordering random turn on version)
- ⑤ DC Input circuitry incorporates active current limiter.
- ⑥ Use suffix -120 for 120Vac control and -240 for 240Vac control.

APPROVALS

UL (Pending)
 CSA (Pending)
 VDE (Pending)

