

NON-ISOLATED DC/DC CONVERTERS


3.3 V Input 5.0 V / 4 A Output

bel
POWER PRODUCTS

xRPC-04C50x

RoHS Compliant

- Non-Isolated
- High Efficiency
- Fixed Frequency
- Low Cost
- High Power Density
- Industry Standard Footprint



Description

The xRPC-04C50x series are part of low-cost non-isolated boost dc/dc converters that operate from a nominal 3.3 V source. The modules use a SIP package for ease of layout and space savings. The output is closely regulated and the efficiency for 5.0 V output is typically 92.5% at full load. Standard features include high efficiency, fixed frequency, industry standard footprint and high power density.

Part Selection

Output Voltage	Input Voltage	Max. Output Current	Max. Output Power	Typical Efficiency	Model Number Without Coating	Model Number With Coating
5.0 V	3.3 V	4 A	20 W	92.5%	VRPC-04C50A	VRPC-04C50W ¹

Notes: 1. "W" indicates special coating.

2. Replace the first letter of the model number with "0" for horizontal mount package.

3. Add "G" suffix at the end of the model numbers listed above to indicate "Tray Packaging".

Absolute Maximum Ratings

Parameter	Min	Typ	Max	Notes
Input Voltage (continuous)	-0.3 V	-	5 V	
Ambient Temperature	-40 °C	-	85 °C	
Storage Temperature	-40 °C	-	125 °C	

Note: Use beyond the maximum ratings may cause a reliability degradation of the dc/dc converter or may permanently damage the device.

Input Specifications

Parameter	Min	Typ	Max	Notes
Operating Input Voltage	3 V	-	4 V	
Input Current (full load)	-	-	8 A	
Input Current (no load)	-	-	400 mA	
Input Reflected Ripple Current (pk-pk)	-	120 mA	200 mA	Tested with a 270 uF/10 V input capacitor with ESR=0.03 ohm max at 100 kHz & simulated source impedance of 500 nH, 5 Hz to 20 MHz.
Input Reflected Ripple Current (rms)	-	25 mA	50 mA	
I ² t Inrush Current Transient	-	0.01 A ² s	0.02 A ² s	

Note: All specifications are typical at 25 °C unless otherwise stated.

NON-ISOLATED DC/DC CONVERTERS

3.3 V Input 5.0 V / 4 A Output



Output Specifications

Parameter	Min	Typ	Max	Notes	
Output Voltage Set Point	4.9 V	5.0 V	5.1 V		
Load Regulation	-	10 mV	25 mV		
Line Regulation	-	5 mV	15 mV		
Regulation Over Temperature (-40 °C to 85 °C)	-	15 mV	45 mV		
Output Current	0 A	-	4 A		
Output Ripple and Noise (pk-pk)	-	50 mV	100 mV	Test conditions: 0-20 MHz BW, with external 1 uF / 10 V ceramic capacitor at the output	
Output Ripple and Noise (rms)	-	15 mV	30 mV		
Turn on Time	-	10 mS	-		
Overshoot at Turn on	-	0%	3%		
Output Capacitance	0 uF	-	1600 uF		
Transient Response					
50% ~ 100% Max Load	Vo = 5.0 V	-	100 mV	di/dt=0.1 A/uS; Vin=3.3 V; and with external 220 uF Tantalum capacitor & 1 uF / 10 V ceramic capacitor at the output.	
Settling Time		-	200 uS		500 uS
100% ~ 50% Max Load		-	100 mV		200 mV
Settling Time		-	200 uS		500 uS

Note: All specifications are typical at nominal input, full load at 25 °C unless otherwise stated.

General Specifications

Parameter	Min	Typ	Max	Notes
Efficiency	89%	92.5%	-	Vin=3.3 V, full load
Switching Frequency	200 kHz	250 kHz	300 kHz	
MTBF	8,754,928 hours			Calculated Per Bell Core SR-332 (Io = 80% load; Vin=12 V; Ta = 25 °C)
Dimensions Inches (L x W x H) Millimeters (L x W x H)	2.5 x 0.55 x 0.34 63.50 x 13.98 x 8.64			VRPC-04C50x
	2.5 x 0.55 x 0.375 63.50 x 13.98 x 9.53			0RPC-04C50x
Weight	-	9.2 g	-	

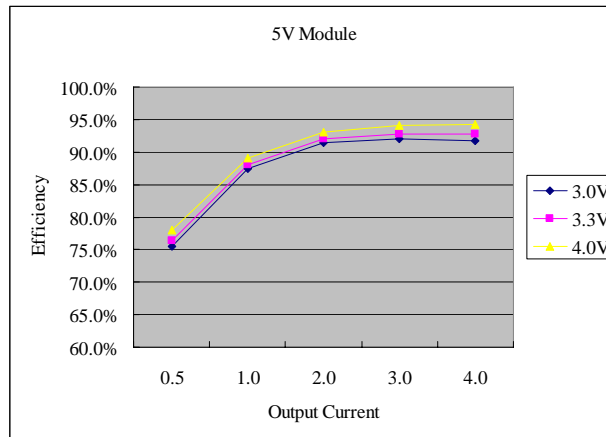
Note: All specifications are typical at 25 °C unless otherwise stated.

NON-ISOLATED DC/DC CONVERTERS

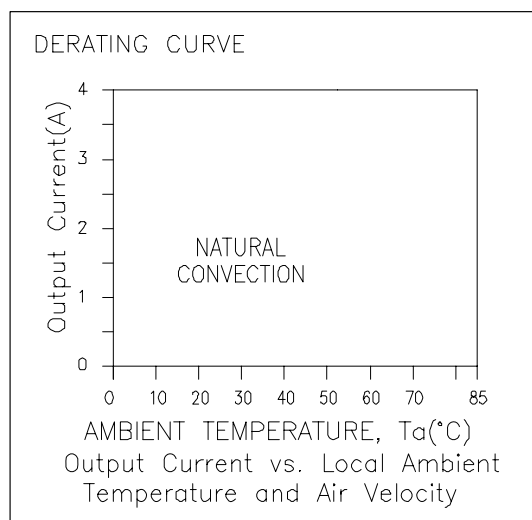
3.3 V Input 5.0 V / 4 A Output



Efficiency Data



Thermal Derating Curve



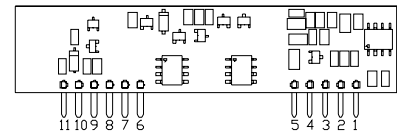
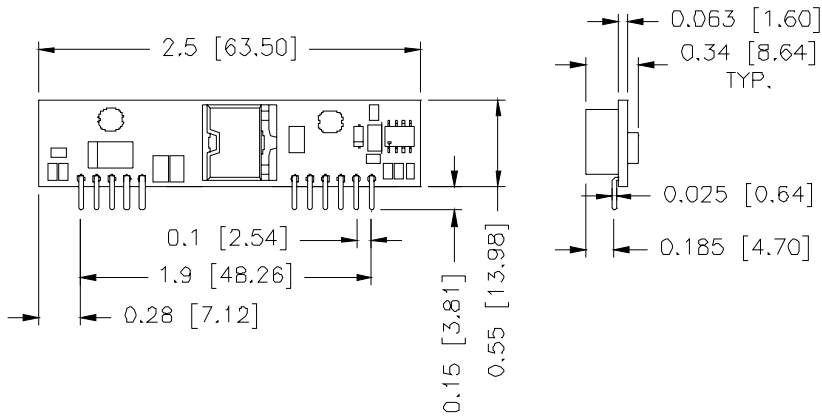
NON-ISOLATED DC/DC CONVERTERS

3.3 V Input 5.0 V / 4 A Output

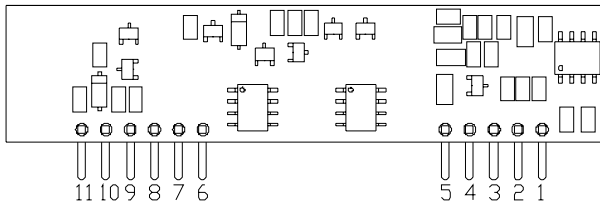


Mechanical Outline

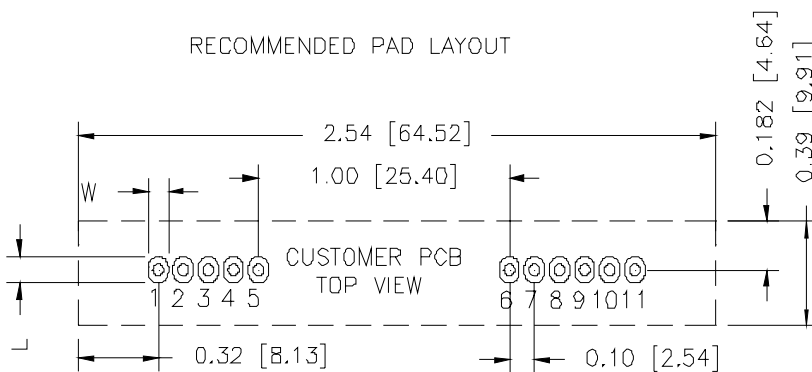
VRPC-04C50x



UNIT: INCH [MM]



RECOMMENDED PAD LAYOUT



HOLE SIZE: $\varnothing 0.043 \pm 0.003$ [1.08 \pm 0.08]
 PAD SIZE: W 0.063 ± 0.002 [1.63 \pm 0.05]
 L 0.10 ± 0.004 [2.54 \pm 0.10] BOTH SIDE

Pin Connections

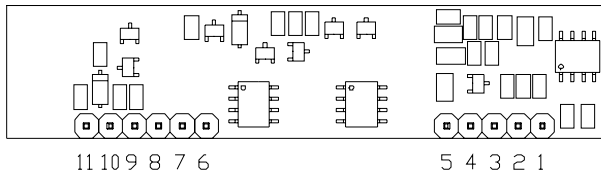
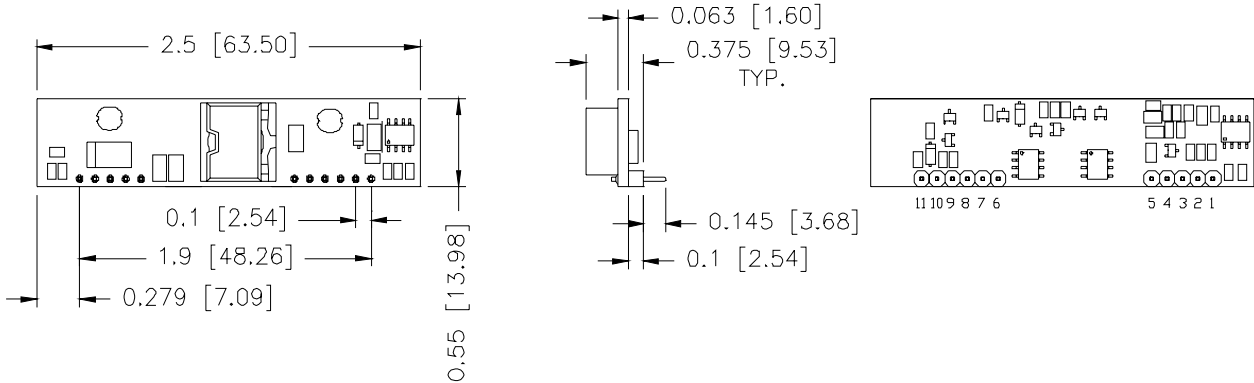
Pin	Function
1	Vo+
2	Vo+
3	Vo+
4	Vo -
5	Vo -
6	Vin -
7	Vin -
8	Vin+
9	Vin+
10	Vin+
11	Vin+

NON-ISOLATED DC/DC CONVERTERS

3.3 V Input 5.0 V / 4 A Output



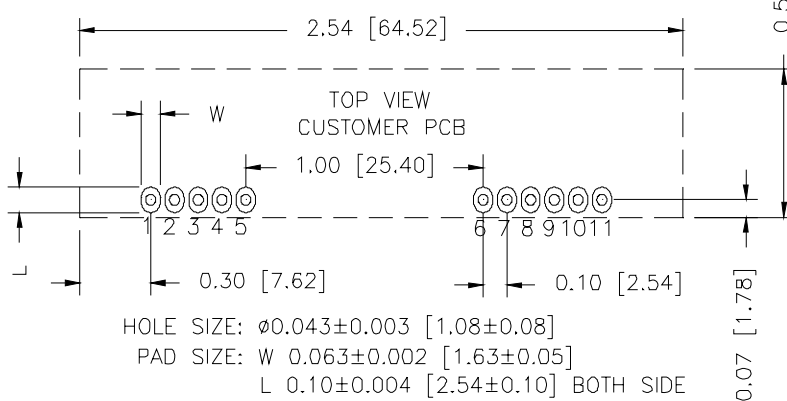
ORPC-04C50x



Pin Connections

Pin	Function
1	Vo+
2	Vo+
3	Vo+
4	Vo+
5	Vo -
6	Vin -
7	Vin -
8	Vin+
9	Vin+
10	Vin+
11	Vin+

RECOMMENDED PAD LAYOUT



RoHS Compliance

Complies with the European Directive 2002/95/EC, calling for the elimination of lead and other hazardous substances from electronic products.



©2005 Bel Fuse Inc. Specifications subject to change without notice. 121305

CORPORATE

Bel Fuse Inc.
 206 Van Vorst Street
 Jersey City, NJ 07302
 Tel 201-432-0463
 Fax 201-432-9542
www.belfuse.com

FAR EAST

Bel Fuse Ltd.
 8F/ 8 Luk Hop Street
 San Po Kong
 Kowloon, Hong Kong
 Tel 852-2328-5515
 Fax 852-2352-3706
www.belfuse.com

EUROPE

Bel Fuse Europe Ltd.
 Preston Technology Management Centre
 Marsh Lane, Suite G7, Preston
 Lancashire, PR1 8UD, U.K.
 Tel 44-1772-556601
 Fax 44-1772-888366
www.belfuse.com