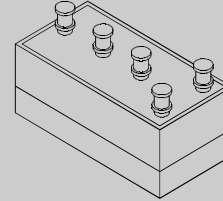


200 V - 1,000 V Three Phase Bridge

30.0 A - 40.0 A Forward Current

70 ns - 3000 ns Recovery Time

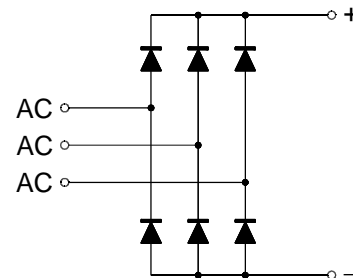
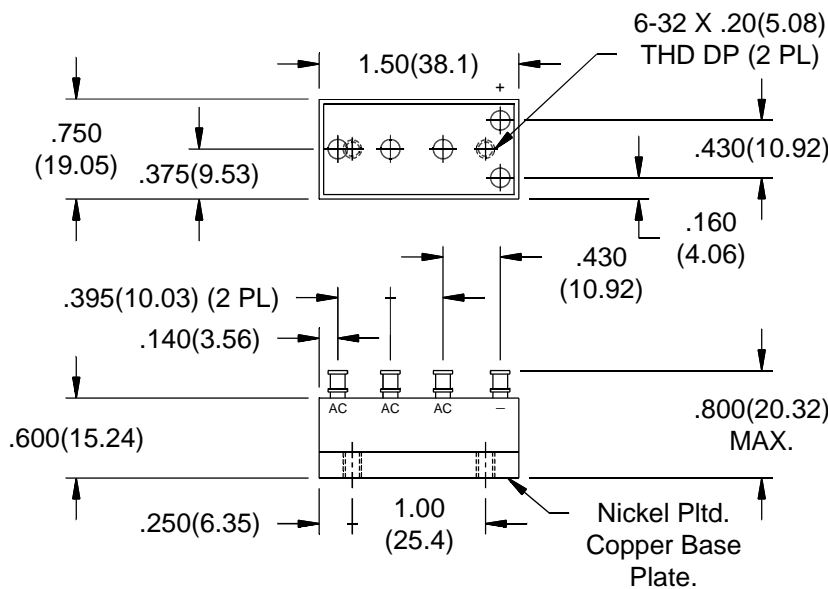
LTI602 - LTI610
LTI602F - LTI610F
LTI602UF - LTI610UF



ELECTRICAL CHARACTERISTICS AND MAXIMUM RATINGS

Part Number	Working Reverse Voltage (V _{rwm})	Average Rectified Current @TC (I _o)		Reverse Current @ V _{rwm} (I _r)		Forward Voltage (V _f)		1 Cycle Surge Current tp=8.3ms (I _{fsm})	Repetitive Surge Current (I _{frm})	Reverse Recovery Time (1) (T _{rr})	Thermal Impd. θ _{J-C}
		55°C	100°C	25°C	100°C	25°C	Amps	25°C	25°C	25°C	°C/W
		Amps	Amps	µA	µA	Volts		Amps	Amps	ns	
LTI602 LTI606 LTI610	200 600 1000	40.0 40.0 40.0	28.0 28.0 28.0	1.0 1.0 1.0	25 25 25	1.1 1.1 1.2	9.0 9.0 9.0	150 150 150	25 25 25	3000 3000 3000	0.75 0.75 0.75
LTI602F LTI606F LTI610F	200 600 1000	40.0 40.0 40.0	28.0 28.0 28.0	1.0 1.0 1.0	25 25 25	1.5 1.5 1.6	9.0 9.0 9.0	100 100 100	25 25 25	150 150 150	0.75 0.75 0.75
LTI602UF LTI606UF LTI610UF	200 600 1000	30.0 30.0 30.0	21.0 21.0 21.0	1.0 1.0 1.0	25 25 25	1.7 1.7 2.1	9.0 9.0 9.0	100 100 100	25 25 25	70 70 70	0.75 0.75 0.75

(1)T_{rr} Testing: I_f=0.5A, I_r=1.0A, I_{rr}=0.25A *Op. Temp. & Stg. Temp. = -55°C to +150°C Isolation Voltage: 2000V



11

Dimensions: In. (mm) • All temperatures are ambient unless otherwise noted. • Data subject to change without notice.



VOLTAGE MULTIPLIERS INC.
 8711 W. Roosevelt Ave.
 Visalia, CA 93291

TEL 559-651-1402
 FAX 559-651-0740
www.voltagemultipliers.com

LTI602 - LTI610 • LTI602F - LTI610F • LTI602UF - LTI610UF

