

DO-214 Style Rectifiers - 2,500V

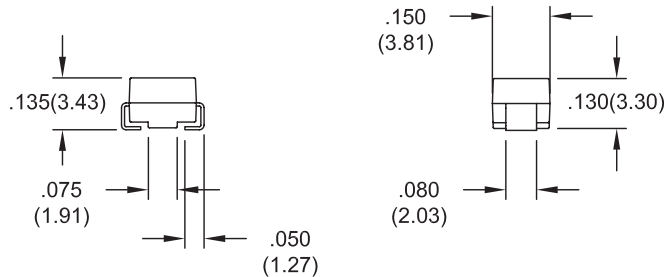
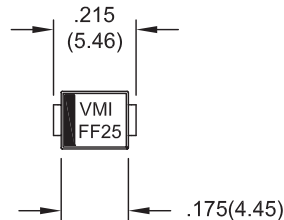
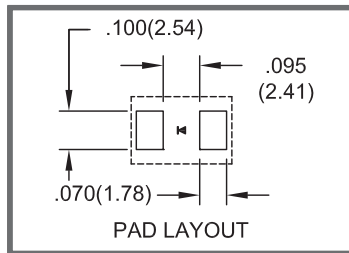
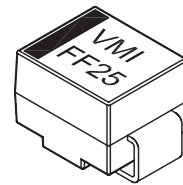
0.35A - 0.5 A • 30ns - 70ns

ELECTRICAL CHARACTERISTICS AND MAXIMUM RATINGS													
Part Number	Working Reverse Voltage (Vrwm)	Average Rectified Current (Io)		Reverse Current @ Vrwm (Ir)		Forward Voltage (Vf)		1 Cycle Surge Current tp=8.3ms (Ifsm)	Repetitive Surge Current (Ifm)	Reverse Recovery Time (3) (Trr)	Thermal Impd. θ_{J-L}	Junction Cap. @50VDC @1kHz (Cj)	Markings
		55°C(1)	100°C(2)	25°C	100°C	25°C	25°C	25°C	25°C	25°C	25°C	25°C	
	Volts	Amps	Amps	μ A	μ A	Volts	Amps	Amps	Amps	ns	°C/W	pF	
MD90FF25J	2500	0.35	0.20	1.0	25	6.2	0.50	10	2.5	30	13	10	FF25
MD90U25J	2500	0.50	0.25	1.0	25	5.4	0.50	10	2.5	70	13	10	U25

(1)TC=55°C (2)TC=100°C (3)If=0.5A, Ir=1.0A, Irr=0.25A *Op. Temp.= -65°C to +175°C Stg. Temp.= -65°C to +200°C

Application Note: Voltage rating in air 800V_{MAX} Operating at voltage > 800V Requires conformal coating or encapsulation.

Plating: Tin
Finish: Bright luster



Dimensions: In. (mm) • All temperatures are ambient unless otherwise noted. • Data subject to change without notice.



VOLTAGE MULTIPLIERS INC.
8711 W. Roosevelt Ave.
Visalia, CA 93291

TEL. 559-651-1402
FAX 559-651-0740

www.voltagemultipliers.com
www.highvoltagepowersupplies.com