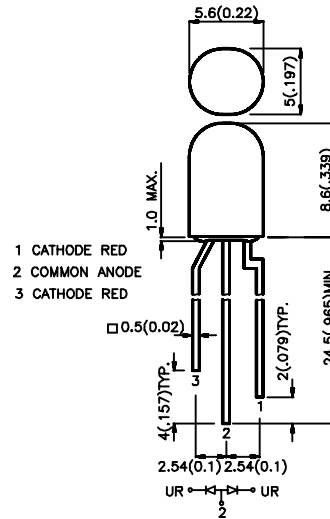


### Features

- ULTRA BRIGHT VERSION.
- OVAL SHAPE. WIDER VIEWING ANGLE IN HORIZONTAL DIRECTION.
- 3 LEADS, COMMON ANODE.
- I.C. COMPATIBLE.
- RELIABLE AND RUGGED.
- LONG LIFE - SOLID STATE RELIABILITY.

L1619URURC/CA  
HYPER RED / HYPER RED

### Package Dimensions



### Notes:

1. All dimensions are in millimeters (inches).
2. Tolerance is  $\pm 0.25(0.01)$  unless otherwise noted.
3. Lead spacing is measured where the lead emerge package.
4. Specifications are subjected to change without notice.

### Selection Guide

Part No.	Dice	Lens Type	Iv (mcd) @ 20 mA		Viewing Angle
			Min.	Typ.	2 $\theta$ 1/2
L1619URURC/CA	HYPER RED (GaAlAs)	WATER CLEAR	480	1300	60° (H) 30° (V)
	HYPER RED (GaAlAs)		480	1300	

### Note:

1.  $\theta$ 1/2 is the angle from optical centerline where the luminous intensity is 1/2 the optical centerline value.

## Electrical / Optical Characteristics at $T_A=25^\circ\text{C}$

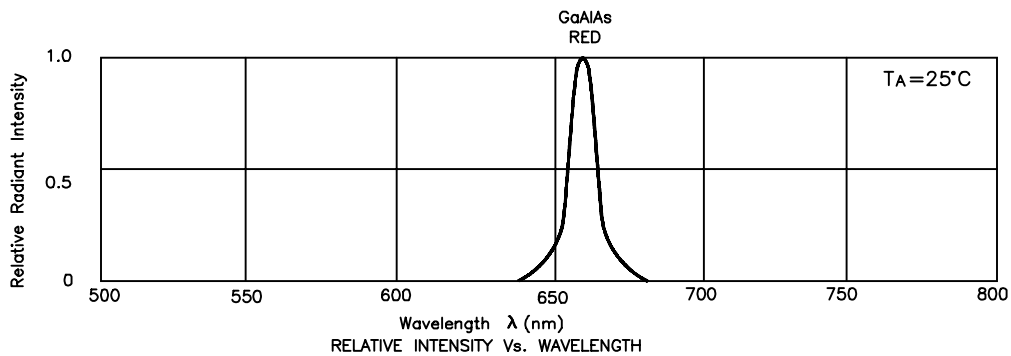
Symbol	Parameter	Device	Typ.	Max.	Units	Test Conditions
$\lambda_{\text{peak}}$	Peak Wavelength	Hyper Red	660		nm	IF=20mA
$\Delta\lambda_{1/2}$	Spectral Line Halfwidth	Hyper Red	20		nm	IF=20mA
C	Capacitance	Hyper Red	95		pF	VF=0V;f=1MHz
$V_F$	Forward Voltage	Hyper Red	1.85	2.5	V	IF=20mA
$I_R$	Reverse Current	All		10	$\mu\text{A}$	VR = 5V

## Absolute Maximum Ratings at $T_A=25^\circ\text{C}$

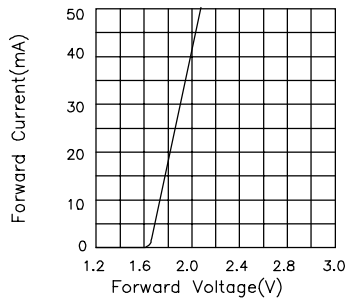
Parameter	Hyper Red	Units
Power dissipation	100	mW
DC Forward Current	30	mA
Peak Forward Current [1]	150	mA
Reverse Voltage	5	V
Operating/Storage Temperature	-40°C To +85°C	
Lead Soldering Temperature [2]	260°C For 5 Seconds	

### Notes:

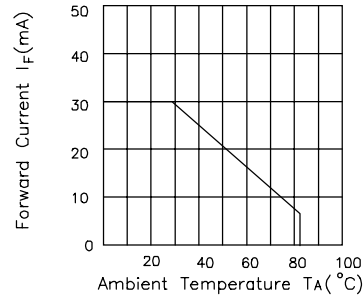
- 1/10 Duty Cycle, 0.1ms Pulse Width.
- 4mm below package base.



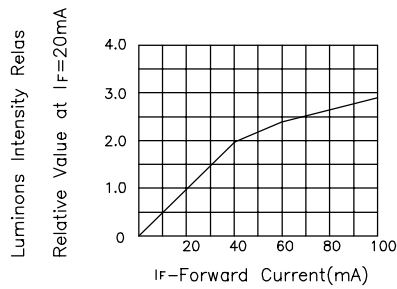
## Hyper Red L1619URURC/CA



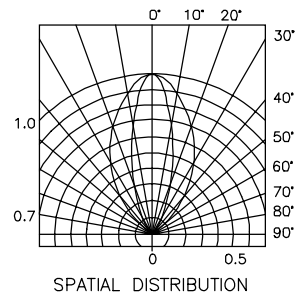
FORWARD CURRENT Vs. FORWARD VOLTAGE



FORWARD CURRENT DERATING CURVE



LUMINOUS INTENSITY Vs. FORWARD CURRENT



SPATIAL DISTRIBUTION