

- AVAILABLE IN JAN, JANTX, AND JANTXV  
PER MIL-PRF-19500/118
- GENERAL PURPOSE SILICON DIODES
- METALLURGICALLY BONDED

1N483B  
1N485B  
1N486B

### MAXIMUM RATINGS

Operating Temperature: -65°C to +175°C  
Storage Temperature: -65°C to +175°C  
Operating Current: 200 mA  
Derating: 1.2 mA/°C From 25°C to 150°C  
1.0 mA/°C From 150°C to 175°C  
Forward Current: 650 mA

### ELECTRICAL CHARACTERISTICS @ 25°C, unless otherwise specified

TYPE	V <sub>RM</sub>	V <sub>RWM</sub>	I <sub>O</sub>	I <sub>O</sub> T <sub>A</sub> = 150°C	I <sub>FSM</sub> T <sub>p</sub> = 1/120 s T <sub>A</sub> = 25°C
	V (pk)	V (pk)	mA	mA	A
1N483B	80	70	200	50	2
1N485B	180	180	200	50	2
1N486B	250	225	200	50	2

TYPE	V <sub>F</sub> @ 100mA	I <sub>R1</sub> at V <sub>RWM</sub> T <sub>A</sub> = 25°C	I <sub>R2</sub> at V <sub>RM</sub> T <sub>A</sub> = 25°C	I <sub>R3</sub> at V <sub>RWM</sub> T <sub>A</sub> = 150°C
	V dc	nA dc	μA	μA dc
1N483B	0.8 - 1.0	25	100	5
1N485B	0.8 - 1.0	25	100	5
1N486B	0.8 - 1.0	25	100	5

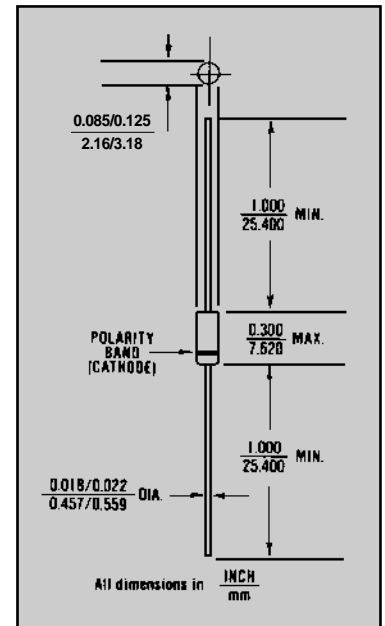


FIGURE 1

### DESIGN DATA

**CASE:** Hermetically sealed glass case. DO-7 outline

**LEAD MATERIAL:** Copper clad steel

**LEAD FINISH:** Tin / Lead

**THERMAL RESISTANCE:** (R<sub>ΘJEC</sub>): 200 °C/W maximum

**THERMAL IMPEDANCE:** (Z<sub>ΘJX</sub>): 70 °C/W maximum

**POLARITY:** Cathode end is banded.

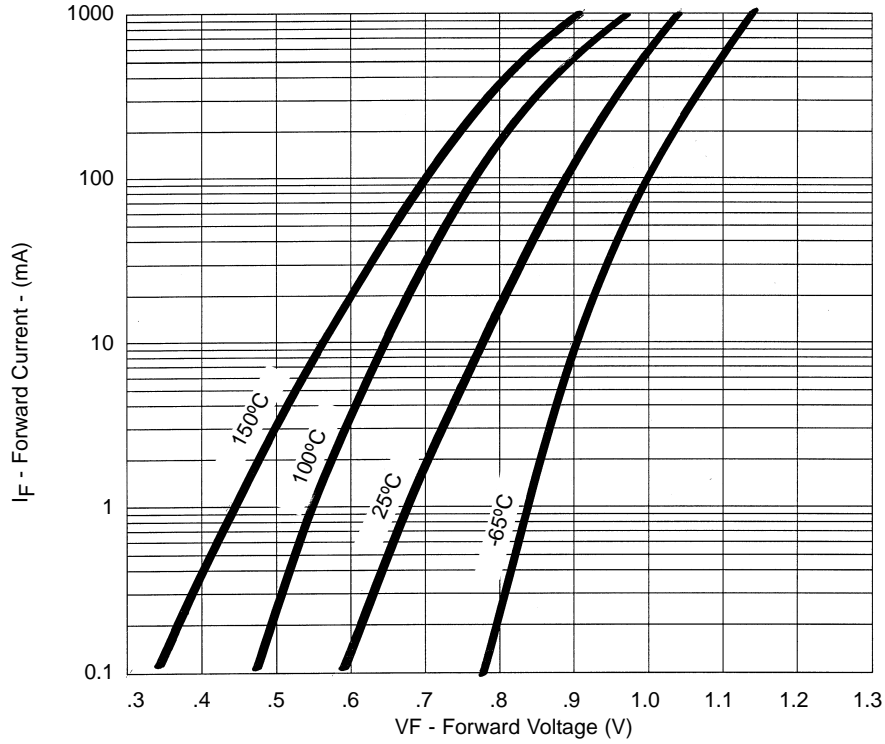
**MOUNTING POSITION:** Any.



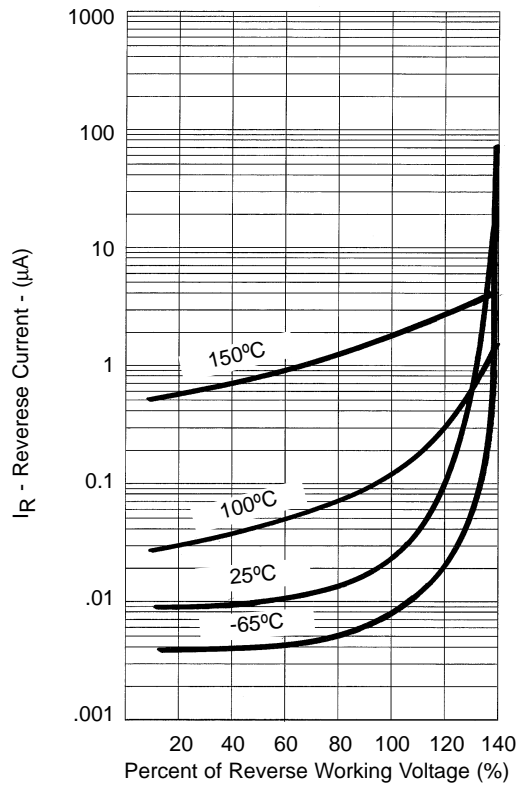
**COMPENSATED DEVICES INCORPORATED**

22 COREY STREET, MELROSE, MASSACHUSETTS 02176  
PHONE (781) 665-1071 FAX (781) 665-7379  
WEBSITE: <http://www.cdi-diodes.com> E-mail: [mail@cdi-diodes.com](mailto:mail@cdi-diodes.com)

# IN483B, IN485B and IN486B



**FIGURE 2**  
Typical Forward Current  
vs Forward Voltage



**FIGURE 3**  
Typical Reverse Current  
vs Reverse Voltage

**NOTE :** All temperatures shown on graphs are junction temperatures

This datasheet has been download from:

[www.datasheetcatalog.com](http://www.datasheetcatalog.com)

Datasheets for electronics components.