

### Infrared Emitter with High Radiant Flux Density and Low Coherency

#### ■ FEATURES

- High radiant flux density
- Low coherency

#### ■ APPLICATIONS

- Optical fiber gyroscopes
- Optical communication
- Optical measurement systems



The super luminescent diode (SLD) is an infrared emitter that has the advantages of both the laser diode and the LED; high radiant flux density and low coherency. The SLD was developed as a device that compensates for the disadvantages of laser diodes such as their coherent noise and is therefore ideal for applications where a higher S/N ratio is essential, for example in light-applied measurements and optical communications. A photodiode chip has also been mounted within the same package for monitoring the SLD output.

#### ■ ABSOLUTE MAXIMUM RATINGS (T<sub>c</sub>=25°C)

Parameter	Symbol	Value	Unit
Forward Current	I <sub>F</sub>	170	mA
Radiant flux (Light output)	φ <sub>e</sub>	5	mW
SLD Reverse Voltage	V <sub>R1</sub>	1.5	V
PD Reverse Voltage	V <sub>R2</sub>	20	V
Operating Temperature	T <sub>opr</sub>	-10 to +70	°C
Storage Temperature	T <sub>stg</sub>	-20 to +80	°C

#### ■ ELECTRICAL AND OPTICAL CHARACTERISTICS (T<sub>c</sub>=25°C, φ<sub>e</sub>=3mW)

Parameter	Symbol	Min.	Typ.	Max.	Unit
Peak Emission Wavelength	λ <sub>p</sub>	810	830	850	nm
Spectral Radiation Half Bandwidth	Δλ	10	15	25	nm
Forward Voltage	V <sub>F</sub>	1.8	2.0	2.2	V
Forward Current	I <sub>F</sub>	-	100	120	mA
Beam Spread Angle : Parallel	θ <sub>//</sub>	15	20	25	degree
: Vertical	θ <sub>⊥</sub>	25	35	45	degree
Monitor PD Current	I <sub>m</sub>	80	160	260	μA
Cut-off Frequency	f <sub>c</sub>	-	90	-	MHz
Coherent Length	L <sub>c</sub>	-	50	-	μm

# SLD (Super Luminescent Diode) L8414-04

Figure 1: Typical Emission Spectrum

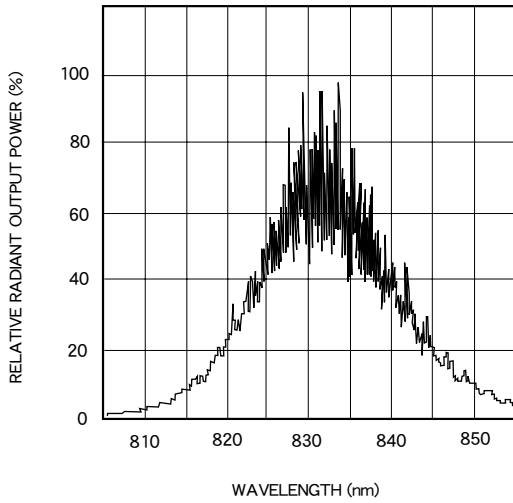


Figure 2: Typical Radiant output Power vs. Forward Current

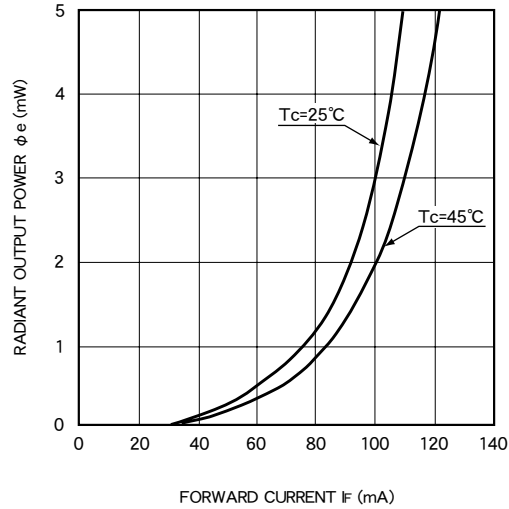


Figure 3: Typical Directivity

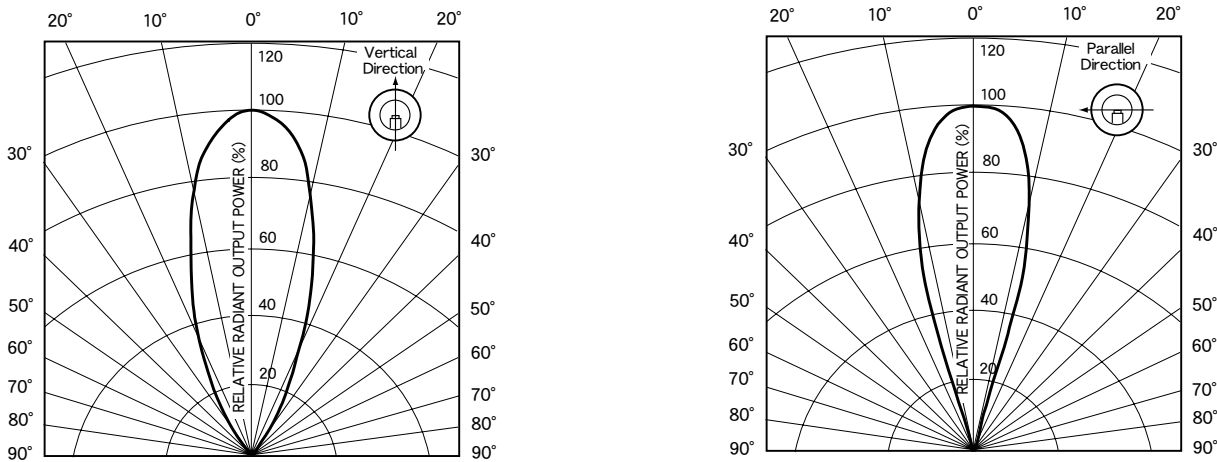
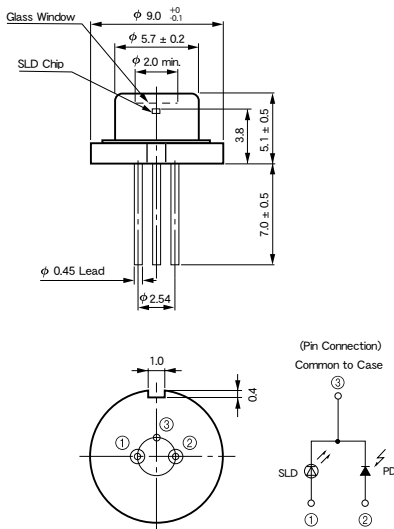


Figure 4: Dimensional Outline (Unit: mm)



**HAMAMATSU**

<http://www.hamamatsu.com>

HAMAMATSU PHOTONICS K.K., International Sales Division

325-6, Sunayama-cho, Hamamatsu City, 430-8587, Japan, Telephone: (81)53-452-2141, Fax: (81)53-456-7889

U.S.A.: Hamamatsu Corporation, 360 Foothill Road, P.O. BOX 6910, Bridgewater, N.J. 08807-0910, U.S.A. Telephone: (1)908-231-0960, Fax: (1)908-231-1218 E-mail: usa@hamamatsu.com

Germany: Hamamatsu Photonics Deutschland GmbH, Arzbergerstr. 10, D-82211 Herrsching am Ammersee, Germany, Telephone: (49)8152-375-0, Fax: (49)8152-2658, E-mail: info@hamamatsude

France: Hamamatsu Photonics France S.A.R.L.: 8, Rue du Saule Trapu, Parc du Moulin de Massy, 91882 Massy Cedex, France, Telephone: 33(1) 69 53 71 00, Fax: 33(1) 69 53 71 10, E-mail: france@hamamatsu.com

United Kingdom: Hamamatsu Photonics UK Limited: 2 Howard Court, 10 Tewin Road, Welwyn Garden City, Hertfordshire AL7 1BW, United Kingdom, Telephone: (44)1707-294888, Fax: (44)1707-325777, E-mail: info@hamamatsu.co.uk

North Europe: Hamamatsu Photonics Norden AB: Smidesvägen 12, SE-171-41 Solna, Sweden, Telephone: (46)8-509-031-00, Fax: (46)8-509-031-01, E-mail: info@hamamatsuse

Italy: Hamamatsu Photonics Italia S.R.L.: Strada della Moia, 1/E, 20020 Arese, (Milano), Italy, Telephone: (39)02-935 81 733, Fax: (39)02-935 81 741, E-mail: info@hamamatsuit

Cat. No. LSLD1002E01

APR. 2001 SI

Printed in Japan (500)