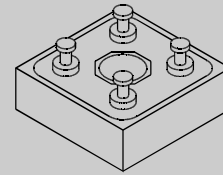


# 200 V - 1,000 V Single Phase Bridge

4.5 A - 5.0 A Forward Current  
70 ns - 3000 ns Recovery Time

**1302 - 1310**  
**1302F - 1310F**  
**1302UF - 1310UF**

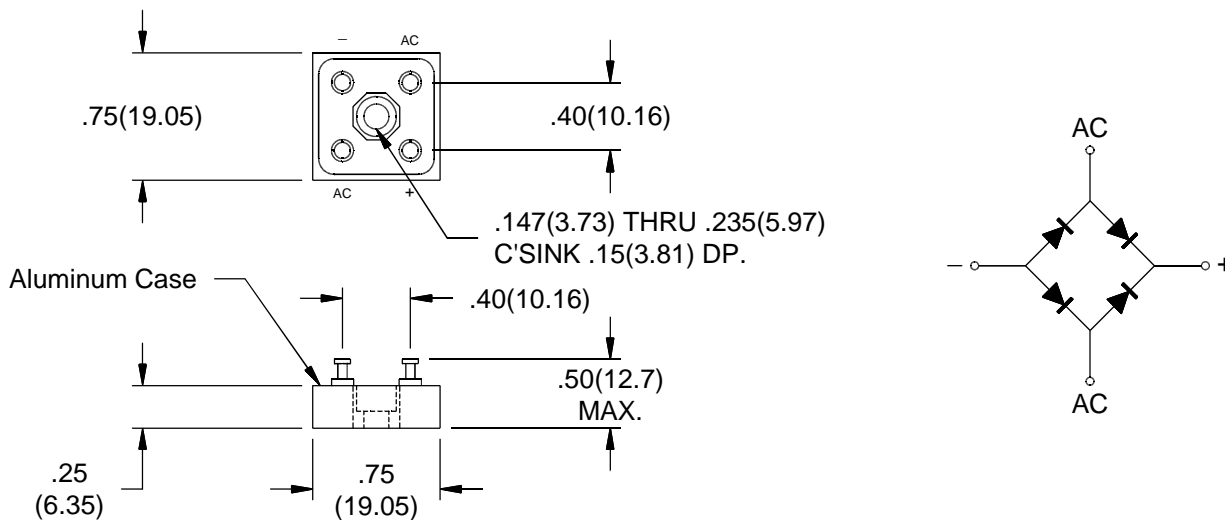


## ELECTRICAL CHARACTERISTICS AND MAXIMUM RATINGS

Part Number	Working Reverse Voltage (V <sub>rwm</sub> )	Average Rectified Current @TC (I <sub>o</sub> )		Reverse Current @ V <sub>rwm</sub> (I <sub>r</sub> )		Forward Voltage (V <sub>f</sub> )		1 Cycle Surge Current tp=8.3ms (I <sub>fsm</sub> )	Repetitive Surge Current (I <sub>frm</sub> )	Reverse Recovery Time (1) (T <sub>rr</sub> )	Thermal Impd. θ <sub>J-C</sub>
		55°C	100°C	25°C	100°C	25°C		25°C	25°C	25°C	
	Volts	Amps	Amps	µA	µA	Volts	Amps	Amps	Amps	ns	°C/W
1302	200	5.0	3.5	1.0	25	1.3	3.0	40	10	3000	5.0
1306	600	5.0	3.5	1.0	25	1.3	3.0	40	10	3000	5.0
1310	1000	5.0	3.5	1.0	25	1.3	3.0	40	10	3000	5.0
1302F	200	5.0	3.5	1.0	25	1.6	3.0	25	6	150	5.0
1306F	600	5.0	3.5	1.0	25	1.6	3.0	25	6	250	5.0
1310F	1000	5.0	3.5	1.0	25	1.6	3.0	25	6	500	5.0
1302UF	200	4.5	3.0	1.0	25	2.0	3.0	25	5	70	5.0
1306UF	600	4.5	3.0	1.0	25	2.0	3.0	25	5	70	5.0
1310UF	1000	4.5	3.0	1.0	25	2.0	3.0	25	5	70	5.0

(1)T<sub>rr</sub> Testing: I<sub>f</sub>=0.5A, I<sub>r</sub>=1.0A, I<sub>rr</sub>=0.25A \*Op. Temp. & Stg. Temp. = -55°C to +150°C Isolation Voltage: 1500V

10



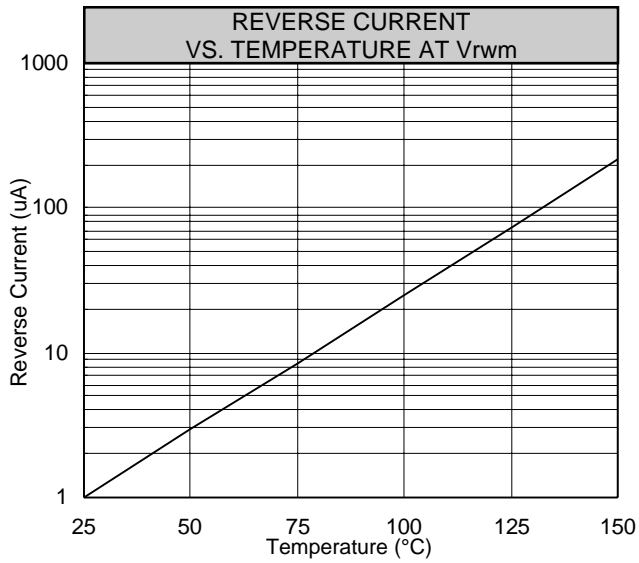
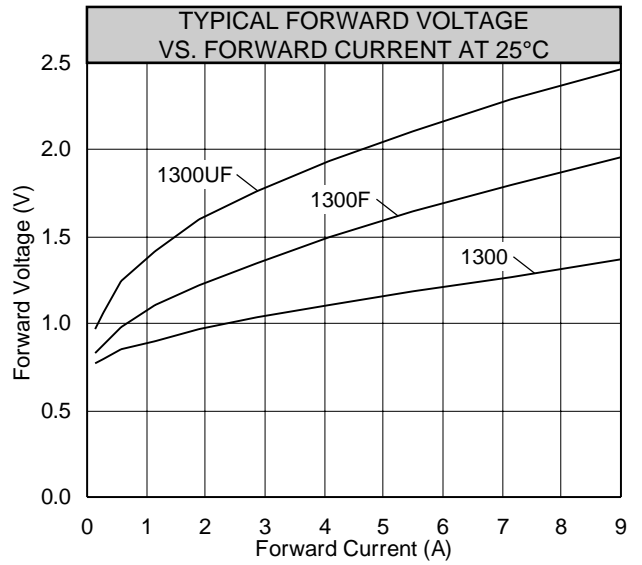
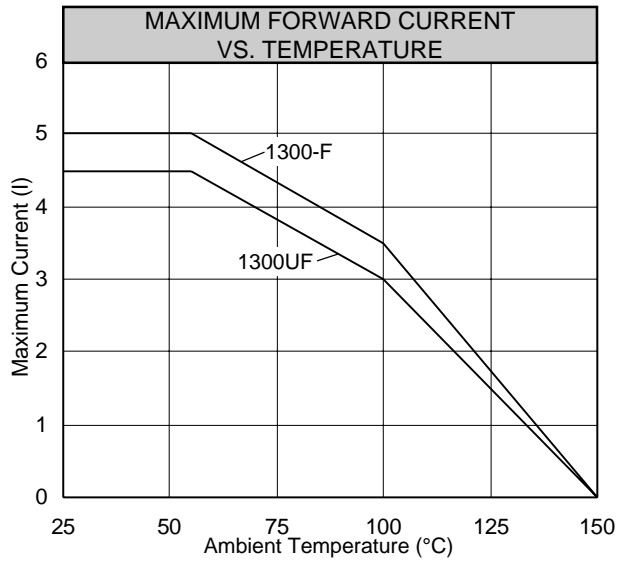
Dimensions: In. (mm) • All temperatures are ambient unless otherwise noted. • Data subject to change without notice.



**VOLTAGE MULTIPLIERS INC.**  
8711 W. Roosevelt Ave.  
Visalia, CA 93291

TEL 559-651-1402  
FAX 559-651-0740  
www.voltagemultipliers.com

# 1302 - 1310 • 1302F - 1310F • 1302UF - 1310UF



This datasheet has been downloaded from:

[www.DatasheetCatalog.com](http://www.DatasheetCatalog.com)

Datasheets for electronic components.