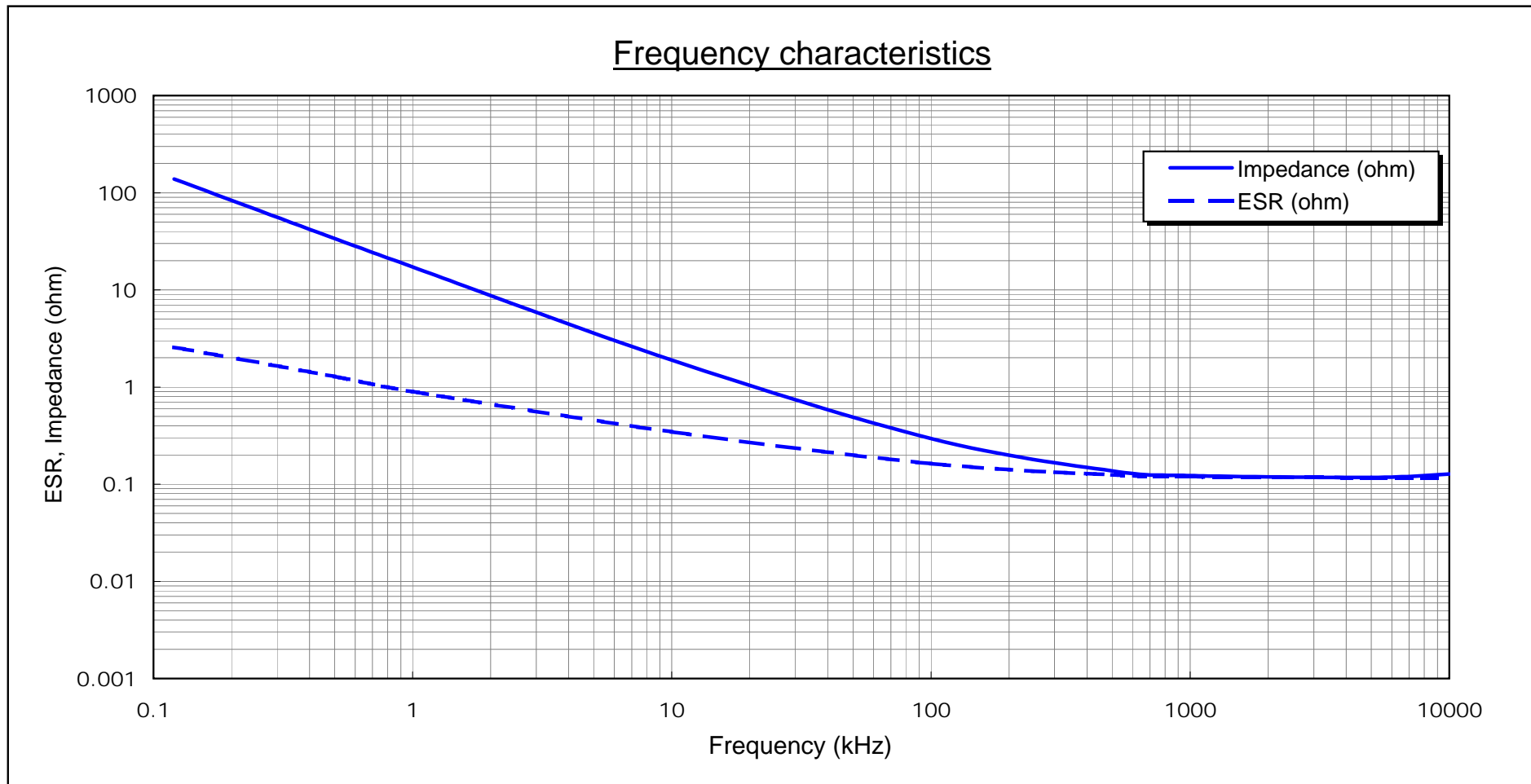


OS-CON DATA SHEET

OS-CON 10SVP10M

No.OS02N-DFSVP004

Frequency (kHz)	0.12	0.5	1	10	100	500	1000	5000	10000
Impedance (ohm)	138.134	33.802	17.200	1.901	0.295	0.137	0.123	0.117	0.127
ESR (ohm)	2.566	1.288	0.898	0.346	0.163	0.125	0.120	0.116	0.116



Measuring equipment: HP4194A
Test fixture: HP16047C
Measuring position: root of leads

OS Engineering Department, OS-CON Control Department
Saga SANYO Industries Co., Ltd.

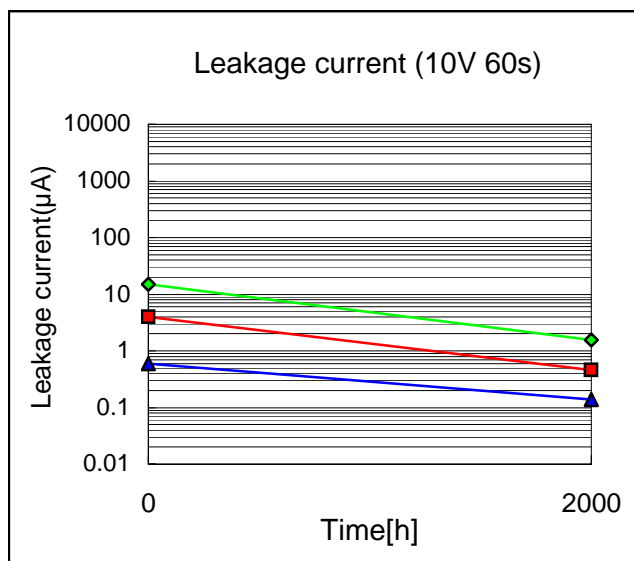
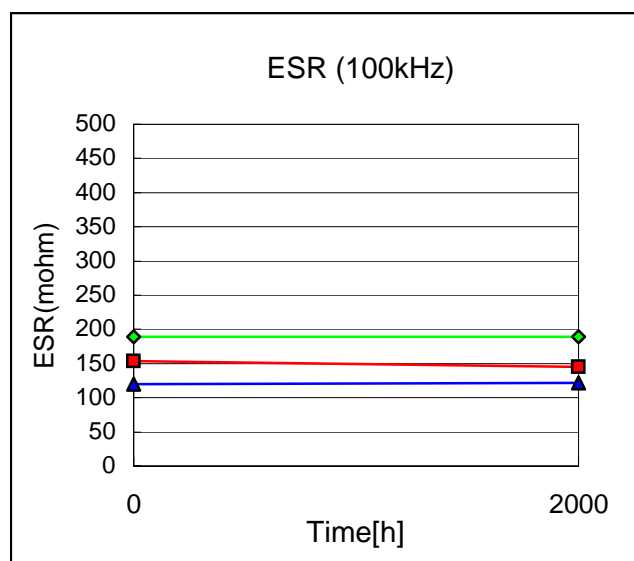
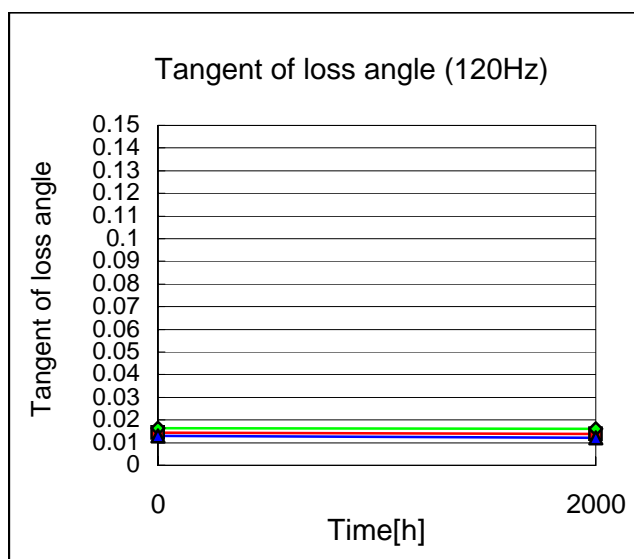
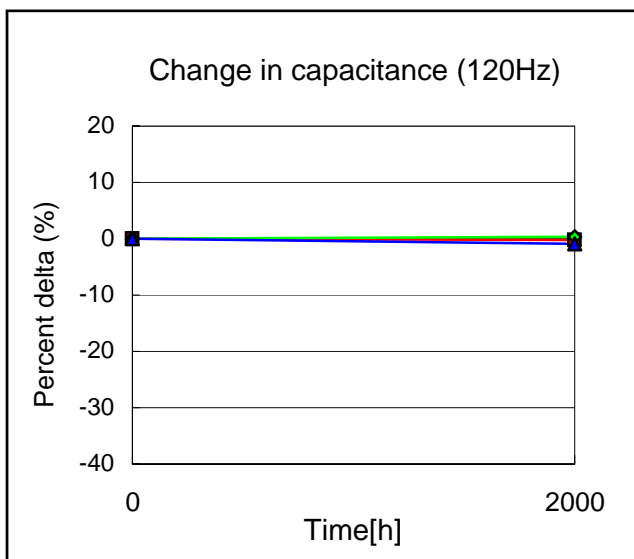
n = 3p.(Ave.)
Room temperature

OS-CON DATA SHEET

OS-CON™ SVP series


SANYO

Test item Endurance (After V.P.S test)	Test temperature 105 deg. C	Model 10SVP10M
	Applied voltage 10V	Lot No. 041902311



Note: n =30p.

V.P.S test conditions : 230deg.Cx75sx2times
(V.P.S = Vapor Phase Soldering method)



Start on August 29, 2000	Executed by M. Koyama	
End on December 14, 2000	Drawn by M. Kimura	No.OS02D-DESV004

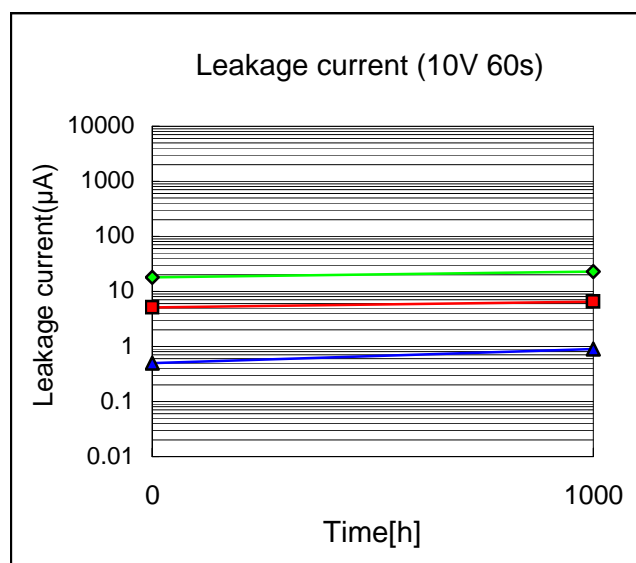
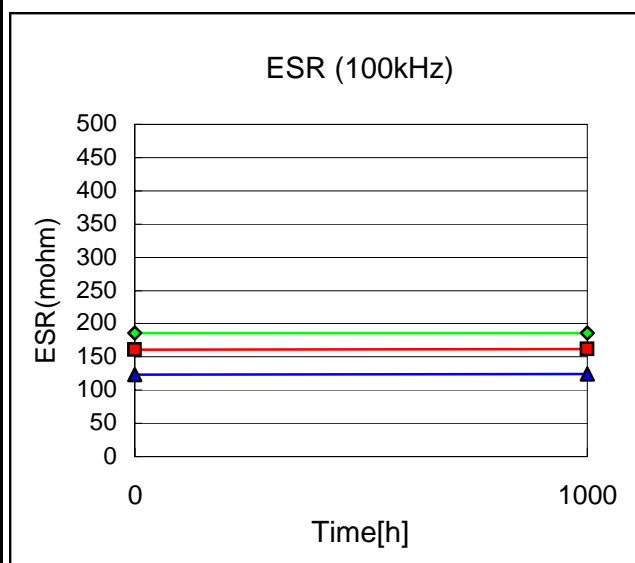
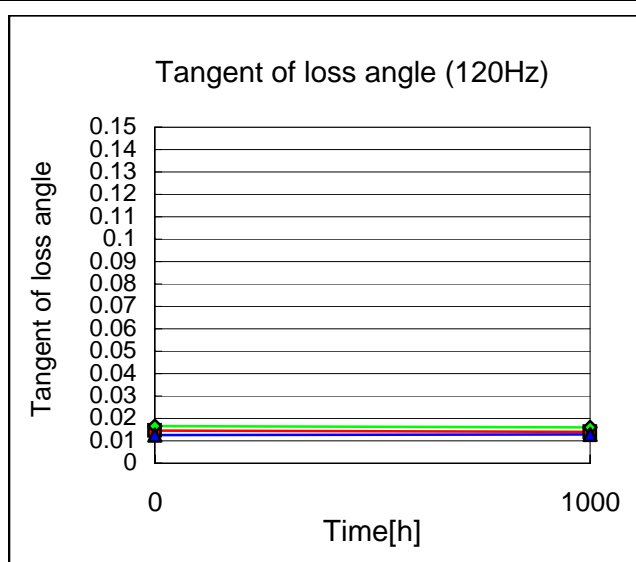
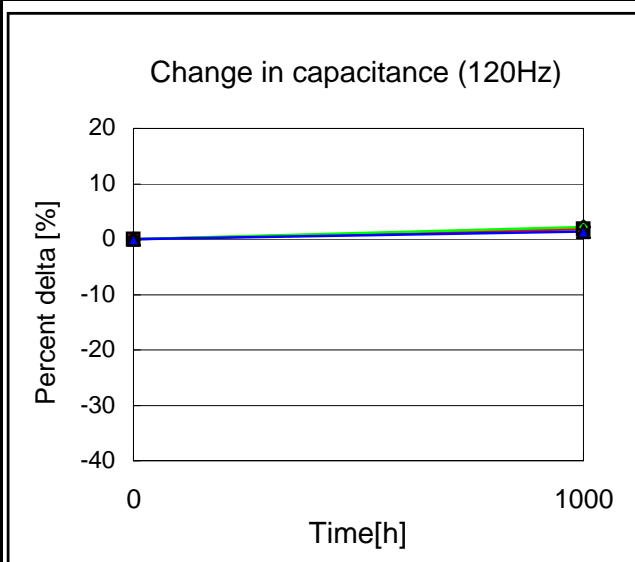
OS Engineering Department, OS-CON Control Department, Saga SANYO Industries Co., Ltd.

OS-CON DATA SHEET

OS-CON™ SVP series


SANYO

Test item Damp heat (Steady state) (After V.P.S test)	Test temperature 60 deg.C	Model 10SVP10M
	Test humidity 90% RH	Lot No. 041902311



Note: n =20p.

V.P.S test conditions : 230deg.Cx75sx2times
(V.P.S = Vapor Phase Soldering method)



Start on September 4, 2000	Executed by M. Koyama	
End on October 17, 2000	Drawn by M. Kimura	No.OS02D-DHSVP004
OS Engineering Department, OS-CON Control Department, Saga SANYO Industries Co., Ltd.		