

- 1N5822US AVAILABLE IN JAN, JANTX, JANTXV AND JANS PER MIL-PRF-19500/620
- 3 AMP SCHOTTKY BARRIER RECTIFIERS
- HERMETICALLY SEALED
- LEADLESS PACKAGE FOR SURFACE MOUNT
- METALLURGICALLY BONDED, DOUBLE PLUG CONSTRUCTION

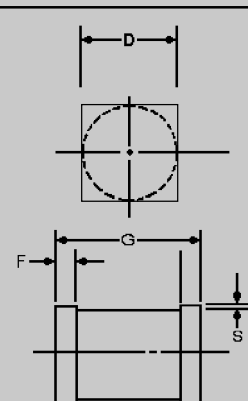
1N5820US  
thru  
1N5822US

## MAXIMUM RATINGS

Operating Temperature: -65°C to +125°C  
Storage Temperature: -65°C to +150°C  
Average Rectified Forward Current: 3.0 AMP,  $T_{EC} = +55^{\circ}\text{C}$   
Derating: 43 mA / °C above  $T_{EC} = +55^{\circ}\text{C}$

ELECTRICAL CHARACTERISTICS @ 25°C, unless otherwise specified.

CDI TYPE NUMBER	WORKING PEAK REVERSE VOLTAGE	MAXIMUM FORWARD VOLTAGE			MAXIMUM REVERSE LEAKAGE CURRENT AT RATED VOLTAGE	
		$V_{RWM}$	$V_F @ 1.0A$	$V_F @ 3.0A$	$V_F @ 9.4A$	$I_R @ 25^{\circ}\text{C}$
	VOLTS	VOLTS	VOLTS	VOLTS	mA	mA
1N5820US	20	0.40	0.50	0.70	0.10	12.5
1N5821US	30	0.40	0.50	0.70	0.10	12.5
1N5822US	40	0.40	0.50	0.70	0.10	12.5
J,JX, JV & JS 5822US	40	0.40	0.50	0.70	0.10	12.5



DIM	MILLIMETERS		INCHES	
	MIN	MAX	MIN	MAX
D	3.48	3.76	.137	.148
F	0.48	0.71	0.019	0.028
G	5.08	5.72	.200	.225
S	0.03MIN.		.001MIN.	

FIGURE 1

## DESIGN DATA

CASE: D-5B, Hermetically sealed glass case, PER MIL-PRF 19500/620

LEAD FINISH: Tin / Lead

THERMAL RESISTANCE: ( $R_{\theta JEC}$ ):  
10  $^{\circ}\text{C}/\text{W}$  maximum at  $L = 0$  inch

THERMAL IMPEDANCE: ( $Z_{\theta JX}$ ): 3  
 $^{\circ}\text{C}/\text{W}$  maximum

POLARITY: Cathode end is banded.

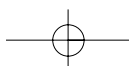
MOUNTING SURFACE SELECTION:  
The Axial Coefficient of Expansion (COE) of this device is approximately +4PPM / °C. The COE of the Mounting Surface System should be selected to provide a suitable match with this device.



6 LAKE STREET, LAWRENCE, MASSACHUSETTS 01841  
PHONE (978) 620-2600 FAX (978) 689-0803  
WEBSITE: <http://www.microsemi.com>

149

[www.DataSheet4U.com](http://www.DataSheet4U.com)



# 1N5820US thru 1N5822US

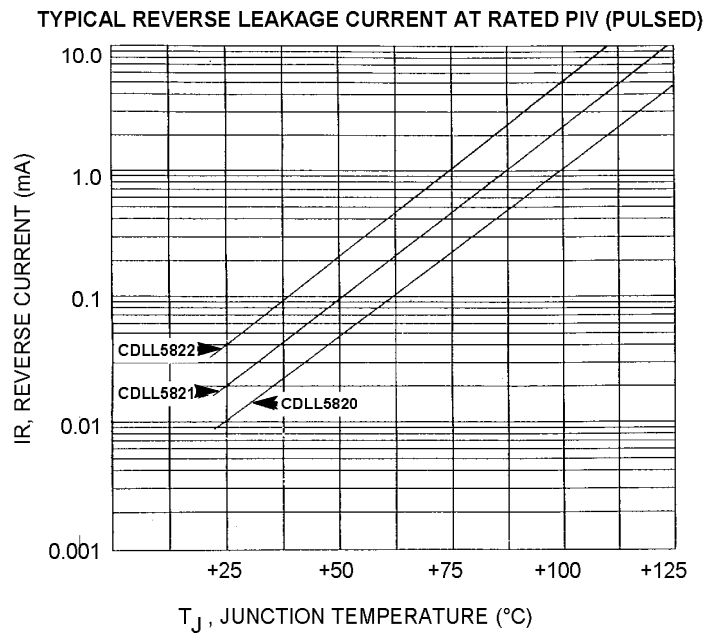


FIGURE 1

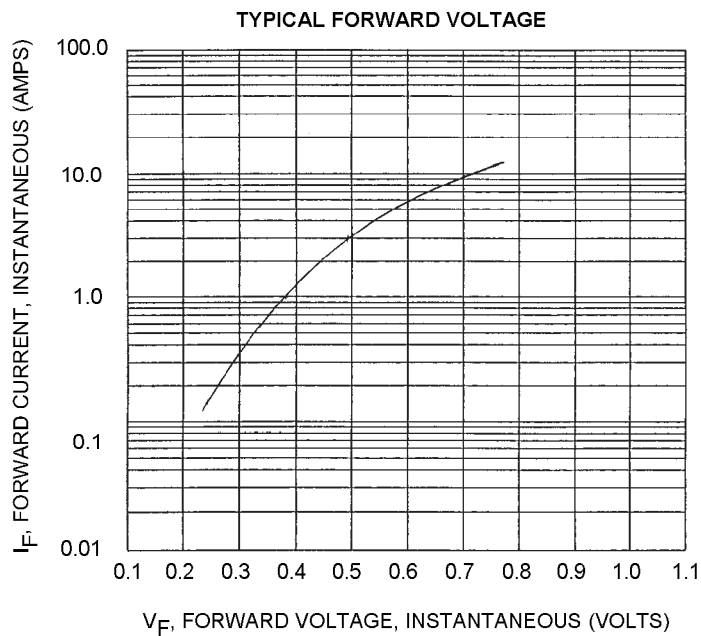


FIGURE 2

